

AUTOMATIC PUMP DOWN

SETTING TO AUTO. PUMP DOWN







① Press **M** key twice.

② Select "**ON**" by using **▲** or **▼** key

③ Determine the "**ON**" by using **Enter** key.

④ Switch OFF and turn circuit breaker OFF.

OPERATION

	①	②	③	④	⑤
	[Preperation] Turn on Automatic pump down.  Normal operation for 1 minute.	[Pump down-Twice] ②→③→②→③ Pump down start  Compressor stops at $LP \leq -55kPa$		[Pressure equalizing] Increase pressure to 0~300Kpa in low pressure side.	[Termination] EV full close  Termination  GOOD
COMP.	ON	ON	OFF	OFF	OFF
LSV	ON				
EV	ON	ON	ON	ON	ON (full close)
SMV	ON	ON	ON	ON	ON
ESV		ON			
DSV					
HSV				ON(1st)	
BSV					
ISV				ON(2nd)	

AUTOMATIC PUMP DOWN

  Refrigerant collected line after automatic pump down operation

