

# LED REFLECTORS CEILING LAMPS



energie, měnící obyčejný svět


# LED reflectors HOBBY




10 W  
650 lm  
ZS2210



20 W  
1300 lm  
ZS2220



30 W  
2000 lm  
ZS2230



50 W  
3200 lm  
ZS2240



100 W  
7000 lm  
ZS2250



150 W  
10500 lm  
ZS2260



10 W  
650 lm  
ZS2310

PIR



10 W  
650 lm  
ZS2320

- Balanced price – quality ratio
- Rubber cable
- Real lumen output
- Luminous efficiency 65 – 70 lm/W
- CCT – 4000 – 4500 K
- 2 years warranty

# LED reflectors PROFI



10 W  
800 lm  
ZS2610



20 W  
1600 lm  
ZS2620



30 W  
2400 lm  
ZS2630



50 W  
4000 lm  
ZS2640

- Higher lm/W ratio
- Rubber cable
- SMD technology – more efficient, better cooling => higher lifetime
- Without input cable – terminal connection block inside
- New design – screws of LED department from back
- Luminous efficiency 80 lm/W
- CCT – 4000 K
- 3 years warranty

## PIR

10 W  
800 lm  
ZS2710

20 W  
1600 lm  
ZS2720

30 W  
2400 lm  
ZS2730

50 W  
4000 lm  
ZS2740

# LED reflectors PROFI PLUS



15 W  
1425 lm  
ZS2410



30 W  
2850 lm  
ZS2420



50 W  
4750 lm  
ZS2430



80 W  
7600 lm  
ZS2440



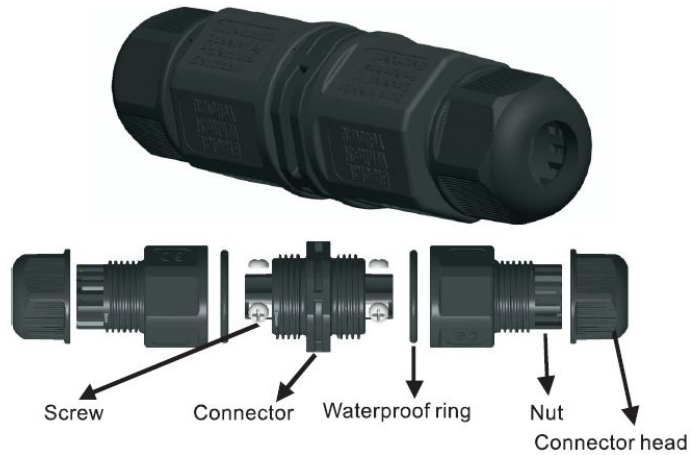
100 W  
9500 lm  
ZS2450

- Unique design
- SMD technology with lens – Philips Lumileds chips
- Branded driver inside
- Easy install floodlight mounting bracket
- Luminous efficiency – **95 lm/W**



- CCT – 4000 K
- 5 years warranty

# LED reflectors - accessories



- Quick connection of supply wires
- IP65



- Stand for two floodlights

# LED reflectors – battery operated



10 W  
700 lm

- SMD technology
- Working time – 2,5 h
- Charging from mains or car charger
- Luminous efficiency – 70 lm/W
- CCT – 6000 K



20 W  
1400 lm



# LED reflectors – work lights



36 W  
2400 lm

- SMD technology
- Durable design
- 3 × 1,5 mm<sup>2</sup> rubber supply cable
- Additional socket for tools connection
- CCT – 4000 K



80 W  
6800 lm

# LED ceiling - plastic



15 W – 1050 lm  
Warm Cold  
ZM4101 ZM4301

24 W – 1600 lm  
Warm Cold  
ZM4102 ZM4302



15 W – 1050 lm  
Warm Cold  
ZM4103 ZM4303

24 W – 1600 lm  
Warm Cold  
ZM4104 ZM4304

- Two powers
- Two light colours
- Easy installation
- IP44

# LED ceiling PROFI IP65



Warm  
ZM3105 <- 6 W – 350 lm ->  
ZM3106 <- 12 W – 680 lm ->  
ZM3107 <- 20 W – 1060 lm ->

Daylight  
ZM3209 <- 6 W – 350 lm ->  
ZM3210 <- 12 W – 680 lm ->  
ZM3211 <- 20 W – 1060 lm ->

Cold  
ZM3108  
ZM3109  
ZM3110

Daylight  
ZM3212  
ZM3213  
ZM3214



- Three powers
- Two light colours
- Aluminium body
- IP65





# LED panels built-in



Warm		Cold	
ZD1121	ZD1122	<- 6 W – 360 lm ->	ZD2121 ZD2122
ZD1131	ZD1132	<- 12 W – 720 lm ->	ZD2131 ZD2132
ZD1141	ZD1142	<- 18 W – 1080 lm ->	ZD2141 ZD2142
ZD1151	ZD1152	<- 24 W – 1400 lm ->	ZD2151 ZD2152

# LED panels surface mounted



Warm		Cold	
ZM5121	ZM5122	<- 6 W – 360 lm ->	ZM6121 ZM6122
ZM5131	ZM5132	<- 12 W – 720 lm ->	ZM6131 ZM6132
ZM5141	ZM5142	<- 18 W – 1080 lm ->	ZM6141 ZM6142
ZM5151	ZM5152	<- 24 W – 1400 lm ->	ZM6151 ZM6152

- Four powers
- Two light colours
- Easy installation
- Nice white design

# LED panels – slim version



6 W – 390 lm

8 W – 600 lm

12 W – 1020 lm

20 W – 1700 lm

25 W – 2375 lm



- CCT 3000 K and 4000 K
- Unique slim design – only 6,5 mm thick
- Installation on surface or inside hole
- Nice white design

# EMOS Exclusive



FLEX IP44  
**17 W**

ZM1101 – 1000 lm  
ZM1301 – 1100 lm



Slice Circle  
**29 W**

ZM1102 – 1850 lm  
ZM1302 – 1950 lm



Slice Square  
**29 W**

ZM1103 – 1850 lm  
ZM1303 – 1950 lm



Circle Step III  
**38 W**

ZM1123 – 2200 lm



Ligne Step IV  
**38 W**

ZM1129 – 2300 lm

- Unique design
- Aluminium body in silver colour
- Hi-quality LED chips and driver components => very high life time
- Fully dimmable (except FLEX)
- IP44 for FLEX and both Step