



# Урок математики



**18.02.2016**



**Вспомни**

**состав**


**числа**

**10**


18.02.2016

# *Классная работа*



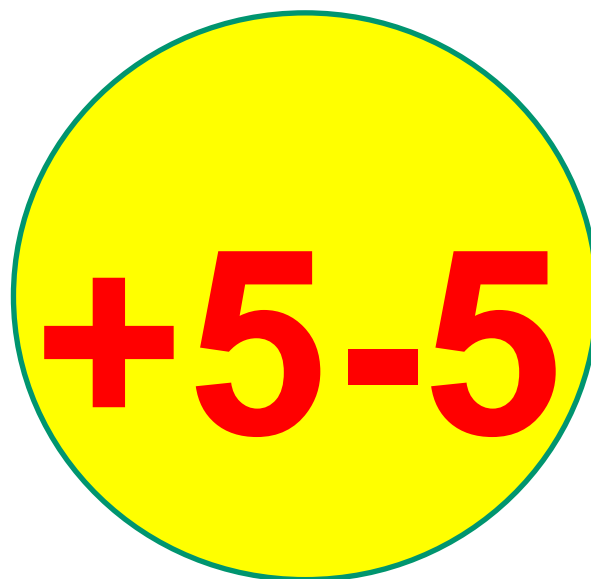


5  
5  
5  
5  
5



# ПРИБАВЛЕНИЕ И ВЫЧИТАНИЕ ЧИСЛА 5

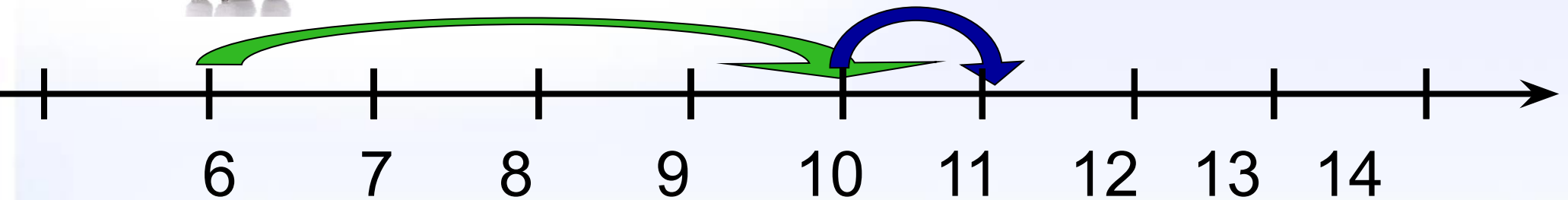
?



?



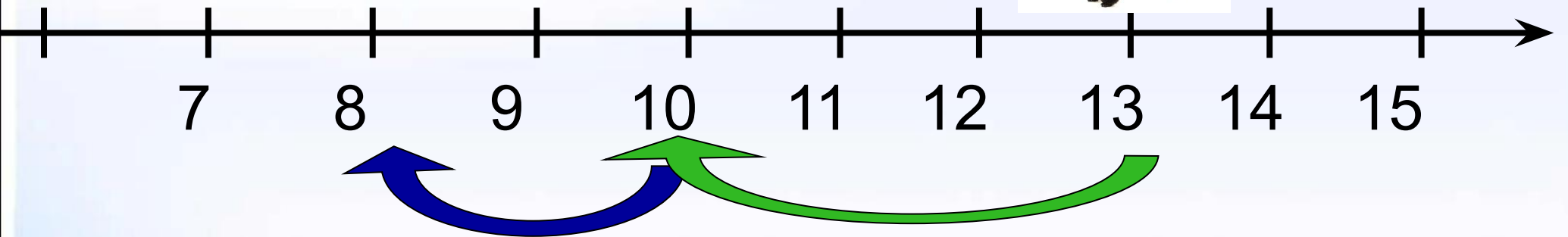
# Прибавление 5



$$\begin{array}{r} 6 + 5 = 11 \\ \swarrow \quad \searrow \\ 4 \quad 1 \end{array}$$



# Вычитание 5



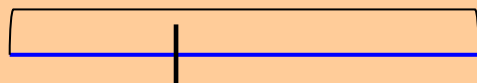
$$13 - 5 = 8$$

The number 13 in the equation is circled in red. Below the 13, the number 3 is written, with an arrow pointing from the 3 in 13 to it. To the right of the 3, the number 2 is written, with an arrow pointing from the 3 in 13 to it.





?




5

8

$$5 + 8 = 13 \text{ (т.)}$$

14



?

5

$$14 - 5 = 9 \text{ (к.)}$$



A stage with red curtains. The word "АНТРАКТ" is written in large, white, bold, italicized Cyrillic letters across the center of the curtains. The curtains are pulled back slightly at the top and bottom, revealing a wooden floor at the base.

***АНТРАКТ***

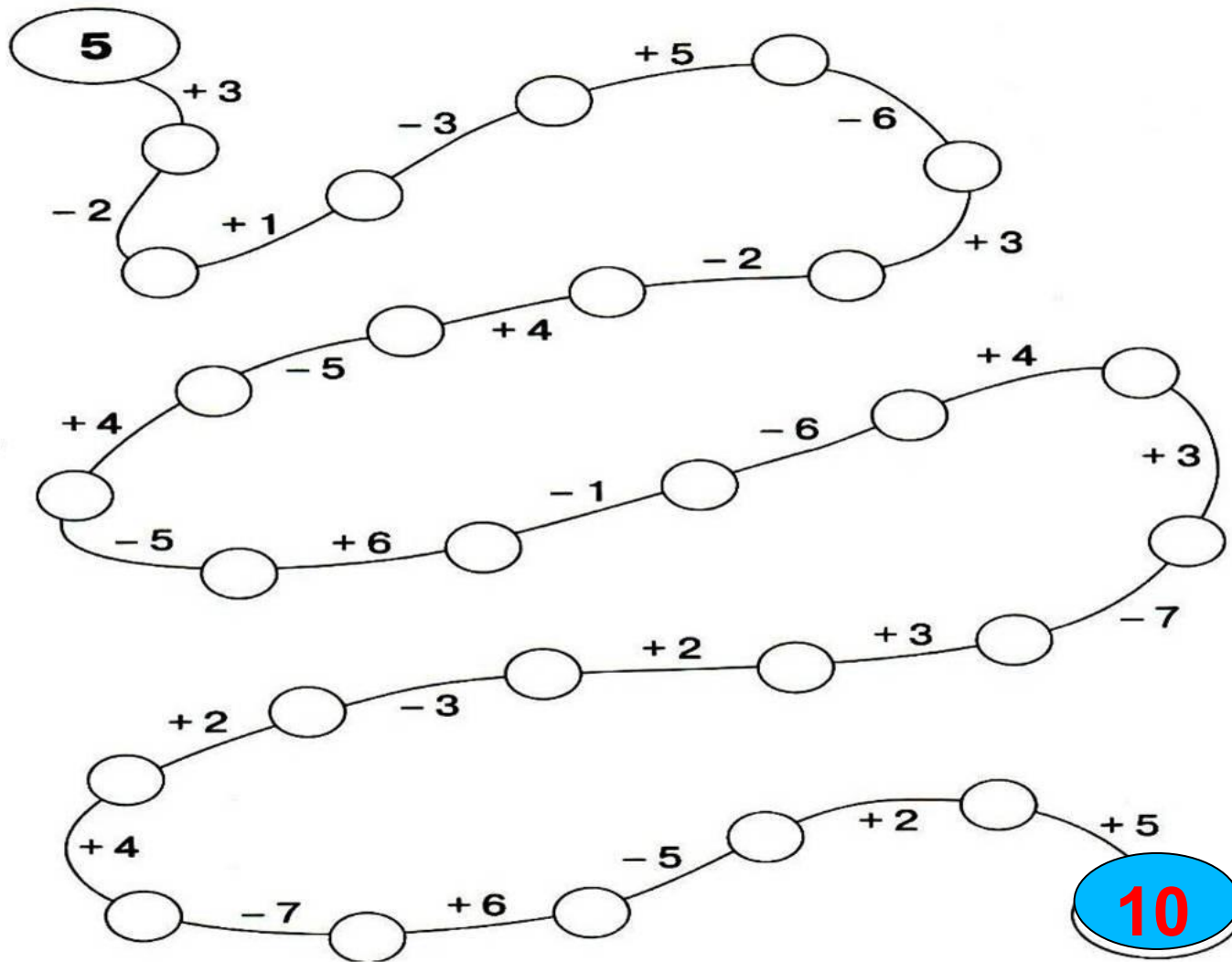
Учебник с.68-70 №4,14



P.T. c.49-50 №4,5,6



# Работа в группах



Спасибо за внимание!

