




# Математика

1 класс



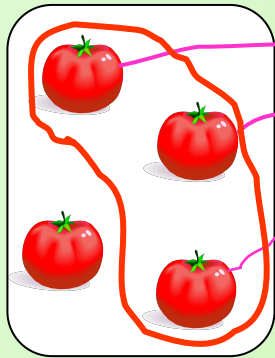
**2, 4, 5, 3, 1**



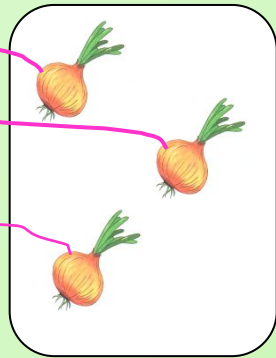


# Природа







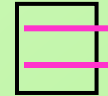
4



3



2



2



З.

?

~~≠~~



Б.

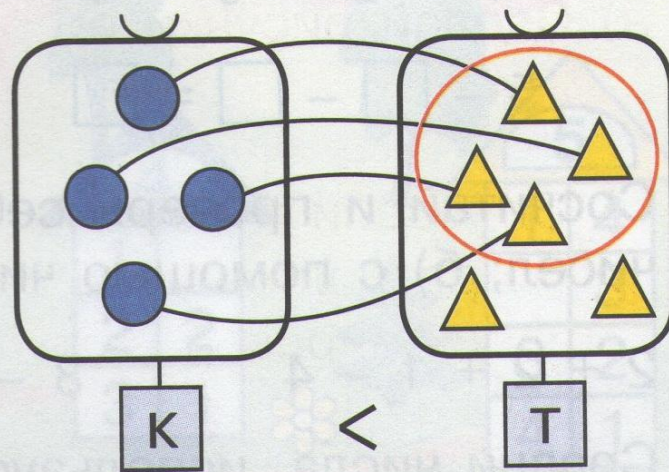
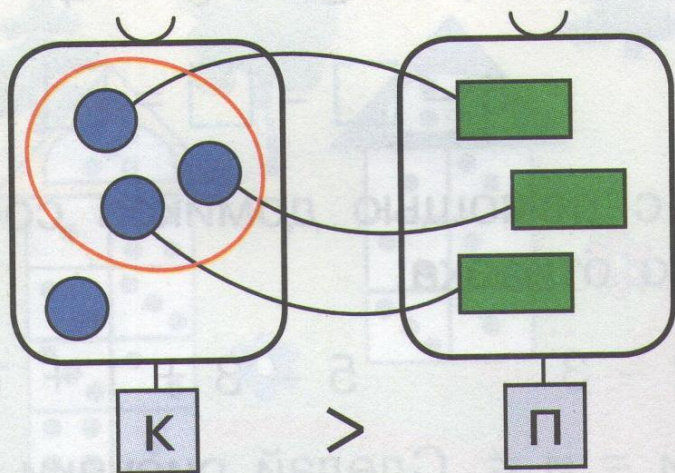
Больше, меньше

Diagram 1: A large rounded rectangle containing two smaller rounded rectangles. The left one contains two white boxes, each with a blue rabbit. The right one contains three white boxes, each with a brown squirrel. Below the left rounded rectangle is a vertical line leading to a gray square. Below the right rounded rectangle is a vertical line leading to a gray square. Between these two vertical lines is an empty square box.


Diagram 2: A large rounded rectangle containing two smaller rounded rectangles. The left one contains four white boxes, each with a blue rabbit. The right one contains three white boxes, each with a brown squirrel. Below the left rounded rectangle is a vertical line leading to a gray square. Below the right rounded rectangle is a vertical line leading to a gray square. Between these two vertical lines is an empty square box.






Сравнение по количеству. Знаки  $>$  и  $<$ .







1 Где спрятался знак «больше», а где – знак «меньше»?

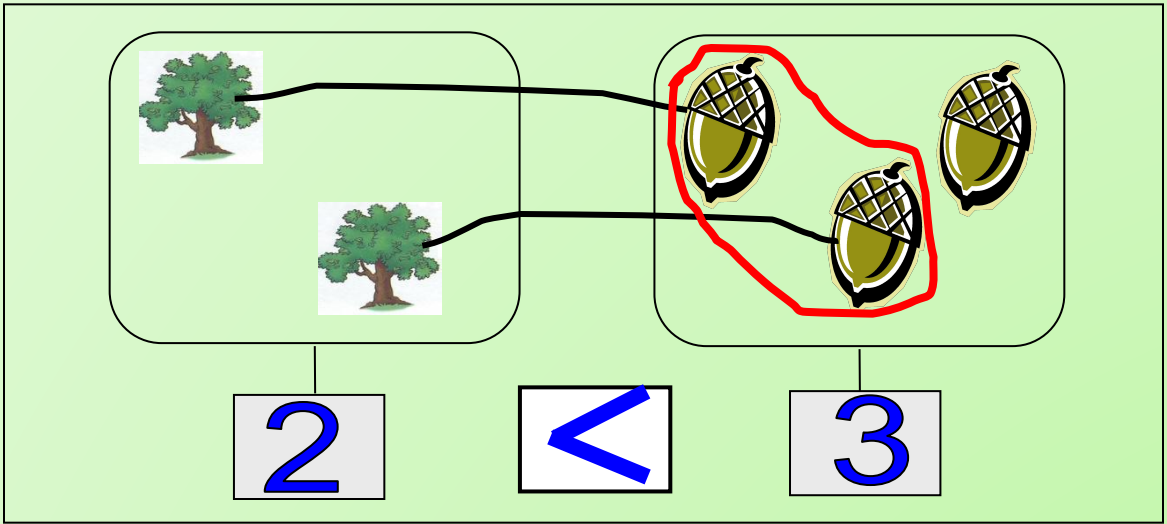


>

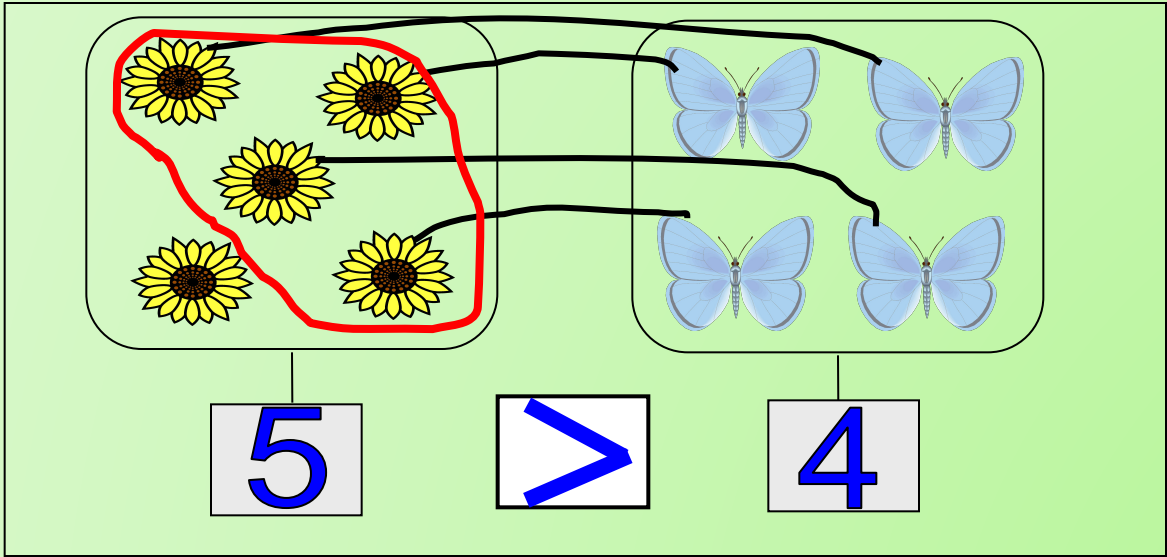
- больше

<

- меньше



A matching exercise showing two groups of trees and three acorns. Two lines connect the trees to two of the acorns. A red outline highlights two acorns. Below the groups are boxes containing the numbers 2 and 3, and a less-than sign (<).



A matching exercise showing five sunflowers and four butterflies. Three lines connect the sunflowers to three of the butterflies. A red outline highlights three sunflowers. Below the groups are boxes containing the numbers 5 and 4, and a greater-than sign (>).

•ВСПОМНИЛ

•узнал

•Я

•научился