



5



7



3



Урок математики и технологии в 1 классе

Учитель
начальных классов
Бакурина Н. Л.



5



7



3






5



7



3










5



7



3






5



7



3





5




7




3




1)



2)



3)









5



7



3









5



7



3






5



7



3





5



7



3



$$6+1$$

$$5-2$$

$$2+2$$

ПУЧ



5



7



3



МОЛОДЕЦ!!!





5

<http://pedsovet.su/> шаблон презентации

<https://www.google.ru/url?sa=i&rct=j&q=&esrc=s&source=images&cd=&cad=rja&docid=z83coTRdRbdjhM&tbnid=y8Zi12WS-NI1UM:&ved=0CAUOjRw&url=http%3A%2F%2Ffacbk.kz%2Fru%2Fpages%2F1119.html&ei=b-66UaiBI-> жаворонок

https://www.google.ru/url?sa=i&rct=j&q=&esrc=s&source=images&cd=&cad=rja&docid=9Iv6gGizCJhvIM&tbnid=BzKZI95Gfmc_MM:&ved=0CAUOjRw&url=http%3A%2F%2Fpozitivchik.info%2F2011%2F10%2Fvso-prosto-kak-karandash%2F&ei=Ay26UbzoA- КАРАНДАШ

<https://www.google.ru/url?sa=i&rct=j&q=&esrc=s&source=images&cd=&cad=rja&docid=PHvOOVS3s9YKWM&tbnid=I-Nmjm3hSuJibM:&ved=0CAUOjRw&url=http%3A%2F%2Fwww.stoklasa.ru%2Fnozhnity-dlina-21sm-uni-> ножницы

https://www.google.ru/url?sa=i&rct=j&q=&esrc=s&source=images&cd=&cad=rja&docid=dwq1gqZ3cXUUiM&tbnid=rrgYwb46naU05M:&ved=0CAUOjRw&url=http%3A%2F%2Fmir-animashki.ru%2Fphoto%2Fvezhednevnye%2Fanimacii_s_nadpisjami%2Fmolodec%2F93-0- МОЛОДЕЦ

<https://www.google.ru/url?sa=i&rct=j&q=&esrc=s&source=images&cd=&cad=rja&docid=Ar4hShGRcApDbM&tbnid=PIKDMjc5hmkNMM:&ved=0CAUOjRw&url=http%3A%2F%2Fdemiart.ru%2Fforum%2Flofi%2Findex.php%2Ft66752-> божья коровка



3

