





# Примеры на все действия

Автор работы:  
учитель начальных классов  
г. Ярославль.  
Чайкина Зоя Андреевна







$$6 : 2 - 8 : 4$$








$$(7 - 1) : (10 - 8)$$










$$(10 - 2) : (6 - 2)$$







$$(4 + 6) : (3 + 2)$$







$$(8 - 3) : (8 - 3)$$










$(6 : 3) : (8 : 4)$








$$(9 - 5) : (9 - 7)$$










$$(10 : 2) \cdot (8 : 4)$$







$$(9 : 3) \cdot (4 : 2)$$







4 : 1 + 10 : 10










$$(4 + 4) : (3 + 1)$$







(6 : 6) · (10 : 5)







$$(10 - 4) : (9 - 6)$$










10 : 2 - 9 : 3








(4 : 2) : (9 : 9)








$$(4 : 2) \cdot (6 : 3)$$









$(8 : 4) \cdot (9 : 3)$








(6 : 1) : (8 : 4)







$$(5 + 4) : (3 + 6)$$









$$6 : 2 + 10 : 5$$







$$(4 + 5) \cdot (9 - 5)$$





9 : 3 - 4 : 2





# Источни

## ки

[https://easyen.ru/load/metodika/technologicheski\\_priem/videourok\\_sozdanie\\_triggerov\\_v\\_prezentacijah\\_power\\_point/246-1-0-32450](https://easyen.ru/load/metodika/technologicheski_priem/videourok_sozdanie_triggerov_v_prezentacijah_power_point/246-1-0-32450) - видеоурок Покровка Н.Н.

<https://funforkids.ru/pictures/birds1/bird052.png> ласточки

<https://sun1-21.userapi.com/impf/Diulv2BlxzaVl11RCg-CZHS6WktvddTPGjYChQ/JJrgIRgj-w8.jpg?> - фон

[https://printonic.ru/uploads/images/2016/03/01/.tmb/thumb\\_img\\_56d58054a3a78\\_resize\\_900\\_5000.jpg](https://printonic.ru/uploads/images/2016/03/01/.tmb/thumb_img_56d58054a3a78_resize_900_5000.jpg) - белочка

[https://img1.picmix.com/output/stamp/normal/0/0/1/2/682100\\_c3ab7.png](https://img1.picmix.com/output/stamp/normal/0/0/1/2/682100_c3ab7.png) - белочка

<https://ds05.infourok.ru/uploads/ex/01e1/0017e328-24ed5cff/310/img10.jpg> - белочка

[https://img-fotki.yandex.ru/get/196237/200418627.18e/0\\_183d75\\_8410929\\_M.png](https://img-fotki.yandex.ru/get/196237/200418627.18e/0_183d75_8410929_M.png) - белочка

