



# Сравни величины

Математика 2 класс




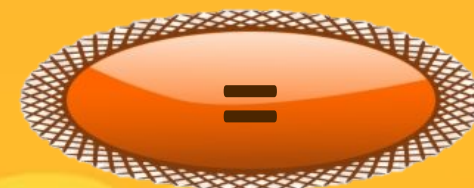

Автор работы:  
учитель начальных классов  
г. Ярославль.  
Чайкина Зоя Андреевна






70дм

7м



34дм

4м





82см




8дм



40дм


4м





52MM


4CM



50см




5дм





4м 2дм





42см






16MM

1CM 6MM



48CM




1M






60cm

7dm 5cm



60дм

6м






2м 4дм




24дм



38cm

3dm 9cm






38cm

7dm



90см


8дм 5см





30м


5м 6дм



4м 8дм




48дм





60см

5дм 6см



27см

2дм 7см






6м 3дм




63см



# 2дм 6см



# 20дм






3дм 8см



30дм



# Источники

[https://easyen.ru/load/metodika/technologicheski\\_priem/videourok\\_sozdanie\\_triggero\\_v\\_v\\_prezentacijakh\\_power\\_point/246-1-0-32450](https://easyen.ru/load/metodika/technologicheski_priem/videourok_sozdanie_triggero_v_v_prezentacijakh_power_point/246-1-0-32450) - видеоурок Покровкова Н.Н.

<https://cdn5.vectorstock.com/i/1000x1000/47/64/background-scene-with-many-trees-in-park-vector-31184764.jpg> -фон

<https://thumbs.dreamstime.com/b/giraffes-41118535.jpg> -жираф

<https://img.favpng.com/22/5/5/northern-giraffe-bird-common-ostrich-animal-deer-png-favpng-BfbX9vNt66FntnTy3yPLAhwLU.jpg> -жираф

<https://i.pinimg.com/474x/9e/bb/de/9ebbde87c700e79f48a201e8a6bf7cf8.jpg> -куст  
травы

<http://www.i2clipart.com/cliparts/1/8/1/6/clipart-stars-11-1816.png> -кнопка

[https://img0.liveinternet.ru/images/attach/c/0/113/180/113180762\\_Bez\\_imeni1\\_5.png](https://img0.liveinternet.ru/images/attach/c/0/113/180/113180762_Bez_imeni1_5.png) -кнопка перехода

