




ЗНАКОМСТВО С ДЕЙСТВИЕМ СЛОЖЕНИЯ ЧИСЕЛ 1 КЛАСС

**Лукашова М. А.
учитель начальных классов
I квалификационной категории**









This worksheet is designed for a counting activity. It contains 13 ladybug outlines arranged in three rows. Each ladybug has a different number of spots on its back. Below each ladybug is a small square box for recording the count. At the bottom of the page is a long horizontal bar divided into 13 equal segments, likely used for a cumulative count or a bar graph.

Row	Column	Spots	Count Box
1	1	5	□
1	2	6	□
1	3	2	□
1	4	5	□
2	1	3	□
2	2	1	□
2	3	7	□
2	4	4	□
3	1	6	□

A photograph of a forest path in autumn. The path is covered in fallen brown leaves and leads into a misty, green forest. The trees have some yellow and orange leaves, suggesting the transition of seasons. The overall atmosphere is serene and slightly ethereal due to the mist.

1 2 3 4 5 6 7 8 9...



Web Master World

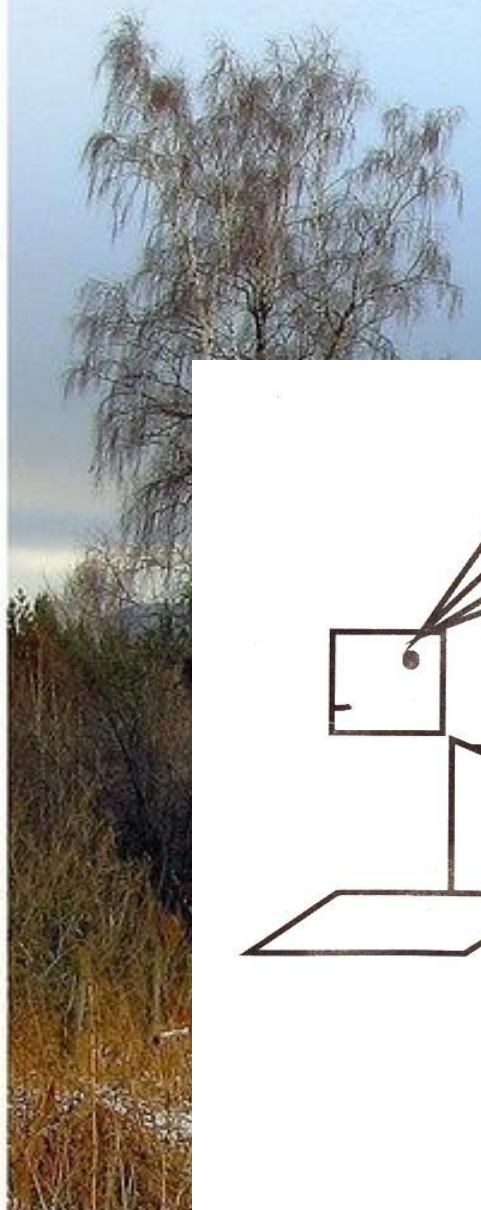

Сложение

+











3 4 3

$$4 + 3 = 7$$

$$3 + 3 = 6$$

$$4 > 3 \quad 3 = 3 \quad 3 < 4.$$
