


# Урок математики 1 класс




# Зимушка - зима



СМЕШАРИКИ

[www.smeshariki.ru](http://www.smeshariki.ru)



3

4

5

6

7

8

9

1

2

1

5

3

6

4

2

е

3

а

б

а

в

ы

7

8

9

и

м

н

и

з

а

8

а

9



# Однозначные числа




**надо**

**хочу**


**могу**

**Однозначные числа**



**Счет в пределах 10**

**Старт**




$$7+2$$




8

9

5





$$3+3$$




7

8

6







$$6+3$$




9

8

3






$$4+3$$




**1**

**8**

**7**





$$5+4$$











7

8







9







# Найди лишнее





5

3

1

6

8

4





1 2 3 4 5 6 7 8 9




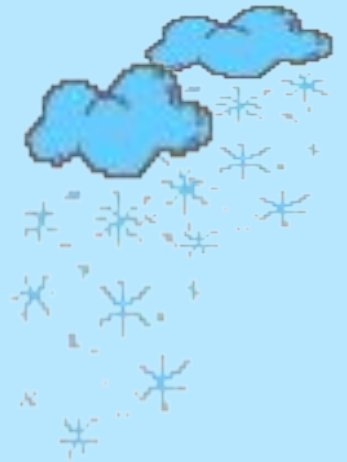



# **ФИЗМИНУТКА ДЛЯ ГЛАЗ**



**«ЛОВИ СНЕЖИНКУ!»**
















# Работа в учебнике



# Работа в тетрадях






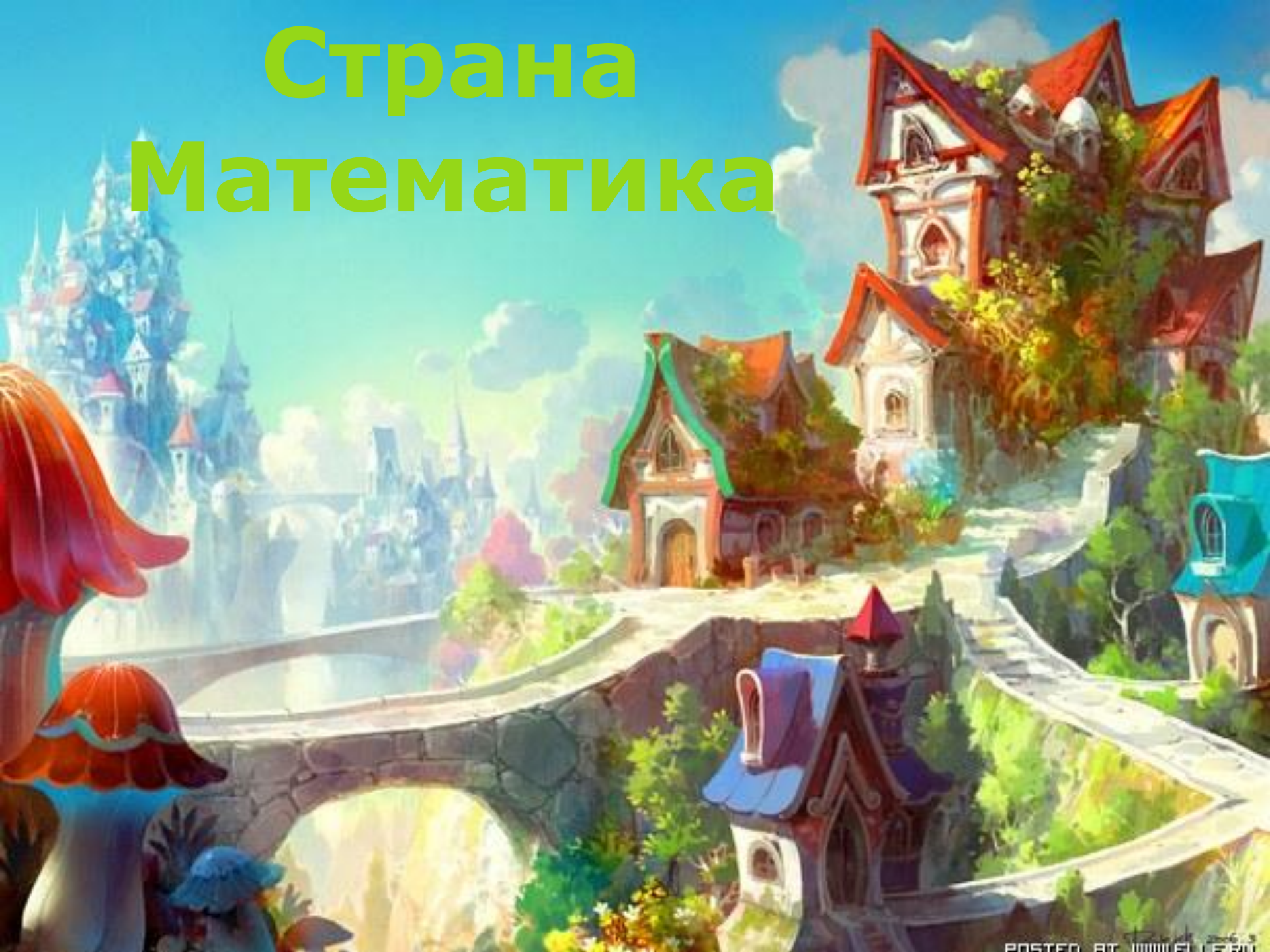
# Физминутка



# Работаем над проектами



# Страна Математика








0, 1, 2, 3, 4, 5, 6, 7, 8, 9.

# Работа в группах





# Работа в паре



A yellow sun with rays and a yellow balloon with a white string are positioned in the top-left corner of the page.

**0, 2, 4, 6, 8.**

A light blue balloon with a white string and a pink balloon with a white string are positioned on the left side of the page.

**1, 3, 5, 7, 9.**



# С НОВЫМ ГОДОМ!



Молодцы, ребята!





**Спасибо за работу!**