


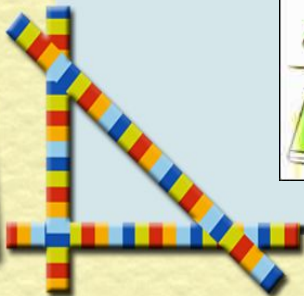



# А знаете ли вы





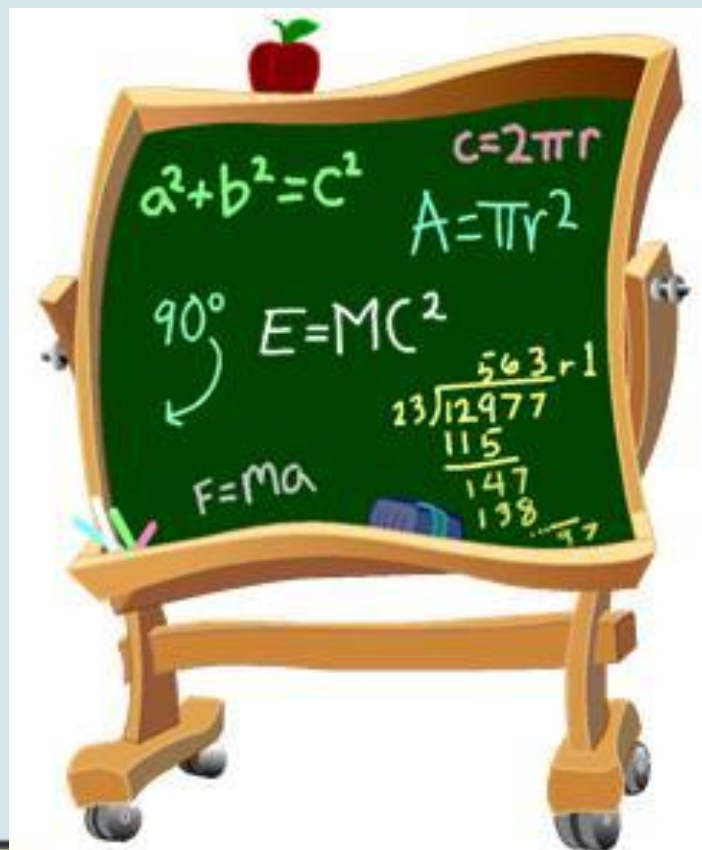



2 класс

Познавание и развитие творческих способностей



# УСТНЫЙ СЧЁТ





Сосчитай



от 358 до 362


от 711 до 705

Назови последующее числа

579

699





Назови предыдущее числа



420

900

Прочитай числа:

237    750    906

Сколько сотен, десятков, единиц?





Назови число, в котором

4 сотни, 5 единиц

7 сотен, 6 десятков

3 сотни, 4 десятка, 2 единицы





Сравни числа:

36

201

111


9

430

408

216

629





Запиши цифрами числа:


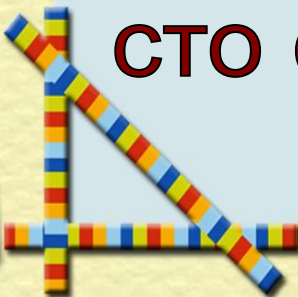
двести девяносто четыре

четыреста двадцать три

пятьсот шестьдесят

триста восемь

сто семьдесят девять









# Составь задачи

?



23

36






# Составь задачи



$$56 + 14$$

ВЗЯЛИ


29

?










Зарядка



# Работа в тетради






# Продолжить цепочки



2,4,...

200, 400,...




# Самостоятельная работа

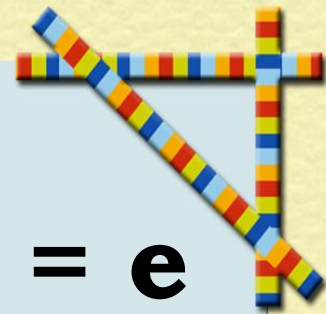
Сотни	Десятки	Единицы	Число
2	9	4	
4	2	3	
5	6	0	
3	0	8	
1	7	9	



# Проверь себя

294,423,560,308,179






**568 = с д е = д е = е**



**904 = с д е = д е = е**

**780 = с д е = д е = е**





# Проверь себя








**568 = 5 с 6 д 8 е = 56д8 е = 568е**




**904 = 9 с 0 д 4 е = 90д 4е = 904е**

**780 = 7 с 8 д 0 е = 78д 0е = 780е**






*В гирлянде 20 жёлтых  
лампочек, синих на 6 больше,  
а зелёных столько же,  
сколько жёлтых. Поставь  
вопрос и реши задачу.*



# Выбери схему к условию задачи



•




а)



20





б)

20





Молодцы!



# Итог урока

