

"Летний марафон интерактивных презентаций"



# Тренажёр «Математическая мозголомка»

«Сложение и умножение»

Математика

2-3 класс

Шипилова В.В., учитель начальных классов  
ТБОУ СОШ с.Новокуровка  
Хворостянский район  
Самарская область



Проанализируй приведённый пример.  
По очереди реши каждую пару.  
Проверь себя, нажав на вопрос.

Подсказка

произведение

первое  
число

второе  
число


сумма

$$\boxed{\begin{array}{r} 6 \cdot 4 \\ 24 \end{array}} = \left( \begin{array}{c} \cdot \\ 4 \end{array} \right) = \boxed{\begin{array}{r} 6 + 4 \\ 10 \end{array}}$$





=



3


+



=



=



4

+




=







=




3




=




=



1



=




6





=




6

+




=



2



=



4

+



=




4





=




5


+



=




=




3

4

+



=




6





=




3


3

5


6



=



=




3


3

5

6




=





=




4


+



=




=




1

5

+



=




4







=



9


+



=



=




7

+



=




2





=



5


+



=




=




2

8

+



=




6






=



5


+



=




=




2

8

+



=



## Источники

[https://kartinkin.com/uploads/posts/2021-01/1611422356\\_42-p-fon-iz-znakov-voprosa-48.jpg](https://kartinkin.com/uploads/posts/2021-01/1611422356_42-p-fon-iz-znakov-voprosa-48.jpg)

[https://ds05.infourok.ru/uploads/ex/01fc/0006b8bb-61490c28/hello\\_html\\_m4b3c71c3.png](https://ds05.infourok.ru/uploads/ex/01fc/0006b8bb-61490c28/hello_html_m4b3c71c3.png)

