



Умножение

числа 5

и деление на 5

Математика 2 класс



Автор работы:
учитель начальных
классов
г. Ярославль.

Чайкина Зоя Андреевна




$$5 \cdot 5$$

15

25

20




$$5 \cdot 9$$

40

35

45

$$5 \cdot 2$$



10

15

20





$$5 \cdot 7$$

25

35

30


$$5 \cdot 4$$

20

15

10


$$5 \cdot 1$$

15

10

5




$$5 \cdot 3$$

10

15

20




$$5 \cdot 8$$

40

20

25

$$5 \cdot 6$$




20

25

30



$$45 : 5$$





7

8

9



$$25 : 5$$




3

5

4



10 : 5




2

3

5



5 : 5




25

10

1



$$20 : 5$$




4

10

5



$$35 : 5$$




6

7

8



$$40 : 5$$



8

6

7





A classroom scene with a whiteboard in the background displaying the equation $15 : 5$. In the foreground, a boy with orange hair in a yellow shirt and blue pants sits on a green chair, pointing towards the whiteboard. A girl with blonde hair in a pink shirt and blue skirt sits on another green chair, waving her hand. To the right of the children are three math tools: a semi-circular protractor, a triangular set square, and a ruler. Below these tools are three colored boxes containing the numbers 5, 3, and 4. An orange arrow points to the right at the bottom right corner.

$$15 : 5$$


5

3

4



$$30 : 5$$





7

5

6



Молод
цы



Источни

<http://0001-001-.jpg> - фон

https://easyen.ru/load/metodika/tehnologicheski_priem/vidourok_so_zdanie_triggerov_v_prezentacijah_power_point/246-1-0-32450 - видеоурок Покровка Н.Н.

