



# Таблица умножения на 3

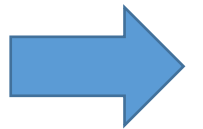
учим с увлечением

Выполнила учитель начальных классов  
1 категории Паричук В.В.  
МБОУ «Средняя школа №16» г. Дзержинска  
Нижегородской области

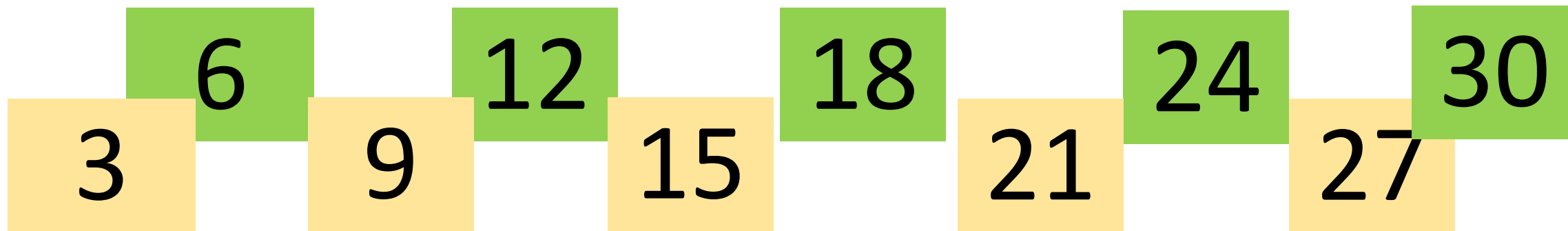
# Выбирай-ка!



Ой! Я попробую ещё!




$$3 * 2 =$$



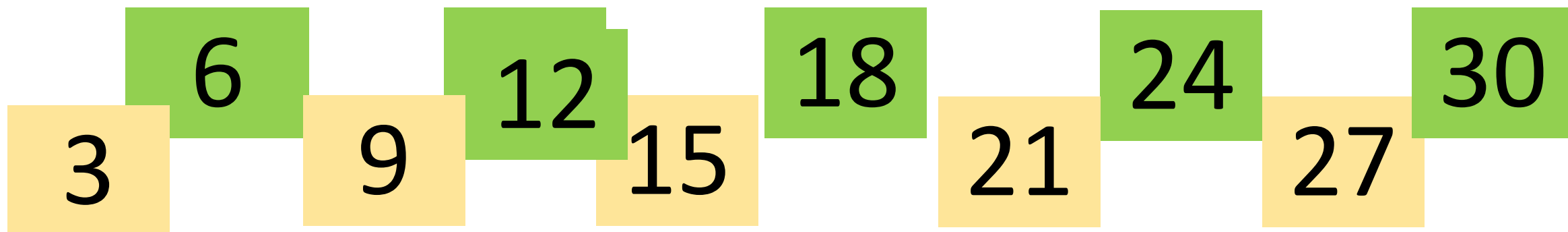
$$3 * 4 =$$

1



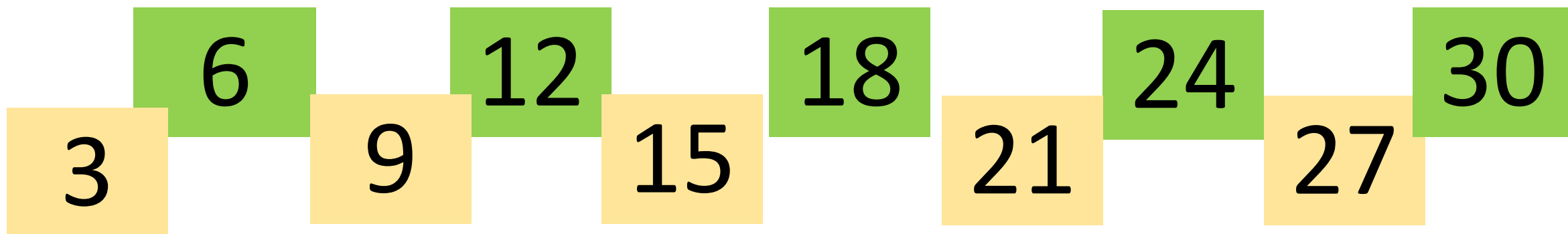
$$3 * 3 =$$

1



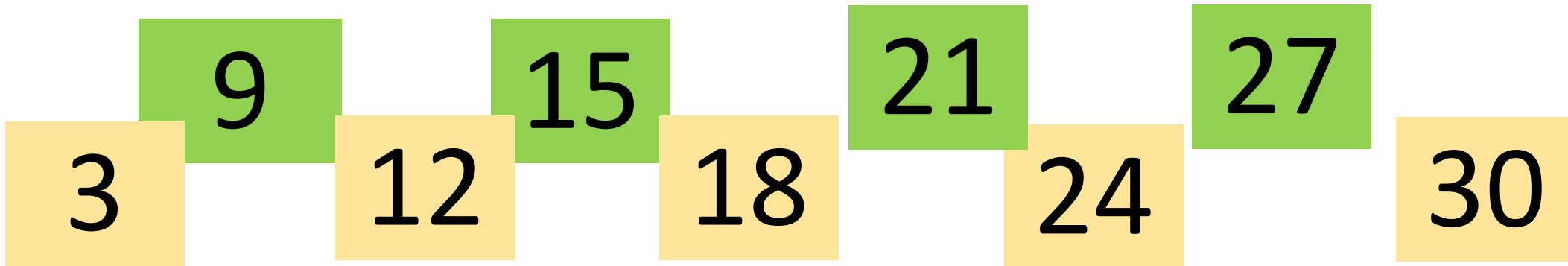
$$3 * 5 =$$

1



$$3 * 7 =$$

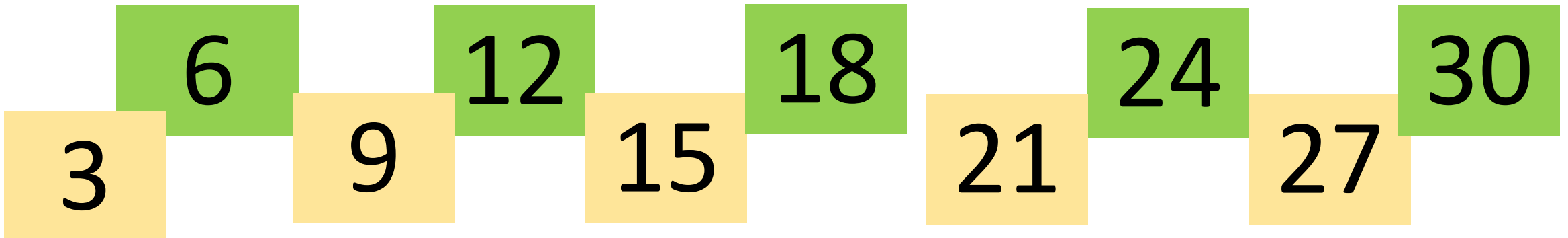
1





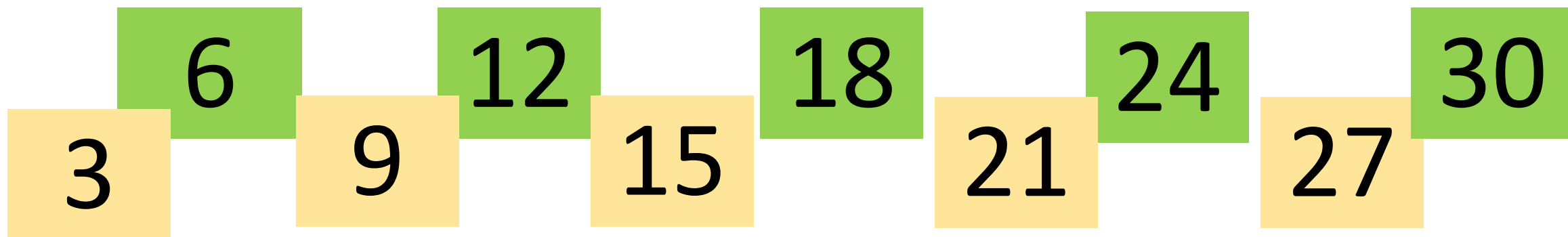
$$3 * 6 =$$

1



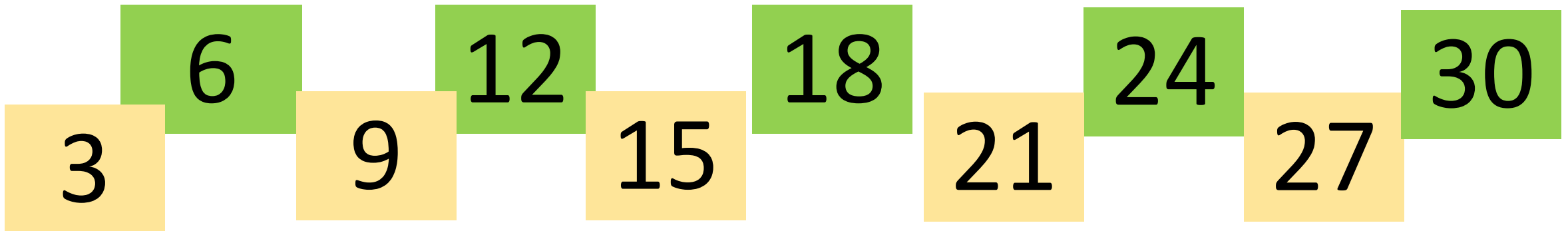
$$3 * 8 =$$

1



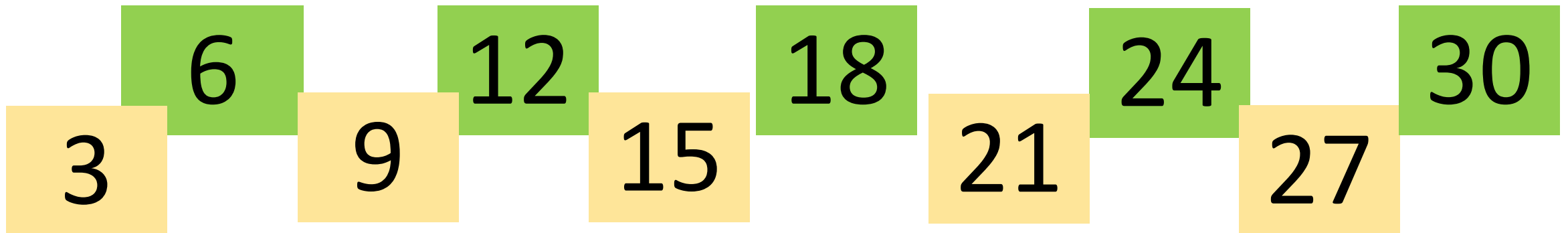
$$3 * 10 =$$

1



$$3 * 9 =$$

1



- В презентации использованы картинки из сети Интернет
- Сердитый гном  
[https://yandex.ru/images/search?img\\_url=http%3A%2F%2Fpovar.ucoz.com%2F\\_files%2F15%2F0148821.jpg&p=4&text=%D0%BA%D0%B0%D1%80%D1%82%D0%B8%D0%BD%D0%BA%D0%B0%20%D0%B3%D0%BD%D0%BE%D0%BC%D0%B8%D0%BA%D0%B0%20%D0%B4%D0%BB%D1%8F%20%D0%B4%D0%B5%D1%82%D0%B5%D0%B9&noreask=1&pos=123&rpt=simage&lr=20036](https://yandex.ru/images/search?img_url=http%3A%2F%2Fpovar.ucoz.com%2F_files%2F15%2F0148821.jpg&p=4&text=%D0%BA%D0%B0%D1%80%D1%82%D0%B8%D0%BD%D0%BA%D0%B0%20%D0%B3%D0%BD%D0%BE%D0%BC%D0%B8%D0%BA%D0%B0%20%D0%B4%D0%BB%D1%8F%20%D0%B4%D0%B5%D1%82%D0%B5%D0%B9&noreask=1&pos=123&rpt=simage&lr=20036)
- Веселый гном  
[https://yandex.ru/images/search?img\\_url=https%3A%2F%2Fanjushreeshankar.files.wordpress.com%2F2014%2F02%2Fhappydwarf.jpg&p=3&text=%D0%BA%D0%B0%D1%80%D1%82%D0%B8%D0%BD%D0%BA%D0%B0%20%D0%B3%D0%BD%D0%BE%D0%BC%D0%B8%D0%BA%D0%B0%20%D0%B4%D0%BB%D1%8F%20%D0%B4%D0%B5%D1%82%D0%B5%D0%B9&noreask=1&pos=98&rpt=simage&lr=20036](https://yandex.ru/images/search?img_url=https%3A%2F%2Fanjushreeshankar.files.wordpress.com%2F2014%2F02%2Fhappydwarf.jpg&p=3&text=%D0%BA%D0%B0%D1%80%D1%82%D0%B8%D0%BD%D0%BA%D0%B0%20%D0%B3%D0%BD%D0%BE%D0%BC%D0%B8%D0%BA%D0%B0%20%D0%B4%D0%BB%D1%8F%20%D0%B4%D0%B5%D1%82%D0%B5%D0%B9&noreask=1&pos=98&rpt=simage&lr=20036)