







ТРЕНИРОВКА ПАЛЬЧИКОВ МАТЕМАТИКА

A handwriting practice grid on graph paper. The grid is 12 columns wide and 15 rows high. The first row contains a large red-bordered box with a red arrow pointing up and to the right, a black arrow pointing down and to the right, and a small illustration of a hand with fingers curled. To the right of this box are two rows of small black arrows pointing up and to the right, with two arrows per column. The second row contains a series of dots: a black arrow pointing up and to the right, followed by a red arrow pointing up and to the right, and then ten black dots. The third row contains a series of curved lines: a black arrow pointing up and to the right, followed by a red arrow pointing up and to the right, and then ten black curved lines. The fourth row contains a series of dots: a black arrow pointing up and to the right, followed by a red arrow pointing up and to the right, and then ten black dots. The fifth row contains a series of diagonal lines: a black arrow pointing up and to the right, followed by a red arrow pointing up and to the right, and then ten black diagonal lines. The sixth row contains a series of diagonal lines: a black arrow pointing up and to the right, followed by a red arrow pointing up and to the right, and then ten black diagonal lines. The seventh row contains a series of diagonal lines: a black arrow pointing up and to the right, followed by a red arrow pointing up and to the right, and then ten black diagonal lines. The eighth row contains a series of diagonal lines: a black arrow pointing up and to the right, followed by a red arrow pointing up and to the right, and then ten black diagonal lines. The ninth row contains a series of diagonal lines: a black arrow pointing up and to the right, followed by a red arrow pointing up and to the right, and then ten black diagonal lines. The tenth row contains a series of diagonal lines: a black arrow pointing up and to the right, followed by a red arrow pointing up and to the right, and then ten black diagonal lines. The eleventh row contains a series of diagonal lines: a black arrow pointing up and to the right, followed by a red arrow pointing up and to the right, and then ten black diagonal lines. The twelfth row contains a series of diagonal lines: a black arrow pointing up and to the right, followed by a red arrow pointing up and to the right, and then ten black diagonal lines. The thirteenth row contains a series of diagonal lines: a black arrow pointing up and to the right, followed by a red arrow pointing up and to the right, and then ten black diagonal lines. The fourteenth row contains a series of diagonal lines: a black arrow pointing up and to the right, followed by a red arrow pointing up and to the right, and then ten black diagonal lines. The fifteenth row contains a series of diagonal lines: a black arrow pointing up and to the right, followed by a red arrow pointing up and to the right, and then ten black diagonal lines. A small red-bordered box with the number '1' is located in the bottom right corner of the grid.







Handwriting practice grid for the number 3. The grid consists of 12 columns and 12 rows. The first row contains a large red number 3 with arrows indicating stroke direction, followed by two groups of three small illustrations of the number 3. The remaining rows contain various handwriting exercises: the first three rows show a single stroke of the number 3 starting from a red dot; the next three rows show the number 3 with a red dot at the top and a red arrow pointing left; the following three rows show the number 3 with a red dot at the top and a red arrow pointing right; the last three rows show the number 3 with a red dot at the top and a red arrow pointing down. A small red box with the number 3 is located in the bottom right corner of the grid.



4

4

4

4

4

4

4

4

4

4

4

4

4

4

4

4

4

4

4

4

4

4

4

4

4

4

4

4

4

4

4

4

4

4

4

4

4

4

4

4

4

4

4

4

4

4

4


4

4

4


4

4



Handwriting practice grid for the number 5. The grid is 10 rows high and 12 columns wide. At the top left, there is a large red-bordered box containing a large number 5 with two black arrows indicating the stroke direction: one starting from the top left, curving down and right, then curving up and left to meet the top. To the right of this box are five small red 5s. Below this box, the first column of the grid contains a vertical sequence of 5s: a large red one, followed by four smaller red ones, then five smaller grey ones, and finally five smaller grey ones. The rest of the grid contains 11 columns of smaller grey 5s for tracing. At the bottom center, there is a small red-bordered box containing the number 5.

Handwriting practice grid for the number 6. The grid is 12 columns wide and 15 rows high. The first row contains a large number 6 with a red arrow indicating the stroke direction, followed by six small numbers 6 with arrows, and then two rows of dashed numbers 6 for tracing. The second row contains a dashed number 6 followed by ten dots. The third row contains a dashed number 6 followed by ten dots. The fourth row contains a solid number 6 followed by ten dashed numbers 6. The fifth row contains a solid number 6 followed by ten dashed numbers 6. The sixth row contains a solid number 6 followed by ten dashed numbers 6. The seventh row contains a solid number 6 followed by ten dashed numbers 6. The eighth row contains a solid number 6 followed by ten dashed numbers 6. The ninth row contains a solid number 6 followed by ten dashed numbers 6. The tenth row contains a solid number 6 followed by ten dashed numbers 6. The eleventh row contains a solid number 6 followed by ten dashed numbers 6. The twelfth row contains a solid number 6 followed by ten dashed numbers 6. The thirteenth row contains a solid number 6 followed by ten dashed numbers 6. The fourteenth row contains a solid number 6 followed by ten dashed numbers 6. The fifteenth row contains a solid number 6 followed by ten dashed numbers 6.























































































































A large grid for handwriting practice. The grid contains several rows of the number '7' for tracing and copying. The first row shows a red '7' followed by ten smaller '7's. The second row shows a red '7' followed by ten smaller '7's. The third row shows a red '7' followed by ten smaller '7's. The fourth row shows a red '7' followed by ten smaller '7's. The fifth row shows a red '7' followed by ten smaller '7's. The sixth row shows a red '7' followed by ten smaller '7's. The seventh row shows a red '7' followed by ten smaller '7's. The eighth row shows a red '7' followed by ten smaller '7's. The ninth row shows a red '7' followed by ten smaller '7's. The tenth row shows a red '7' followed by ten smaller '7's. The eleventh row shows a red '7' followed by ten smaller '7's. The twelfth row shows a red '7' followed by ten smaller '7's. The thirteenth row shows a red '7' followed by ten smaller '7's. The fourteenth row shows a red '7' followed by ten smaller '7's. The fifteenth row shows a red '7' followed by ten smaller '7's. The sixteenth row shows a red '7' followed by ten smaller '7's. The seventeenth row shows a red '7' followed by ten smaller '7's. The eighteenth row shows a red '7' followed by ten smaller '7's. The nineteenth row shows a red '7' followed by ten smaller '7's. The twentieth row shows a red '7' followed by ten smaller '7's. The twenty-first row shows a red '7' followed by ten smaller '7's. The twenty-second row shows a red '7' followed by ten smaller '7's. The twenty-third row shows a red '7' followed by ten smaller '7's. The twenty-fourth row shows a red '7' followed by ten smaller '7's. The twenty-fifth row shows a red '7' followed by ten smaller '7's. The twenty-sixth row shows a red '7' followed by ten smaller '7's. The twenty-seventh row shows a red '7' followed by ten smaller '7's. The twenty-eighth row shows a red '7' followed by ten smaller '7's. The twenty-ninth row shows a red '7' followed by ten smaller '7's. The thirtieth row shows a red '7' followed by ten smaller '7's. The thirty-first row shows a red '7' followed by ten smaller '7's. The thirty-second row shows a red '7' followed by ten smaller '7's. The thirty-third row shows a red '7' followed by ten smaller '7's. The thirty-fourth row shows a red '7' followed by ten smaller '7's. The thirty-fifth row shows a red '7' followed by ten smaller '7's. The thirty-sixth row shows a red '7' followed by ten smaller '7's. The thirty-seventh row shows a red '7' followed by ten smaller '7's. The thirty-eighth row shows a red '7' followed by ten smaller '7's. The thirty-ninth row shows a red '7' followed by ten smaller '7's. The fortieth row shows a red '7' followed by ten smaller '7's. The forty-first row shows a red '7' followed by ten smaller '7's. The forty-second row shows a red '7' followed by ten smaller '7's. The forty-third row shows a red '7' followed by ten smaller '7's. The forty-fourth row shows a red '7' followed by ten smaller '7's. The forty-fifth row shows a red '7' followed by ten smaller '7's. The forty-sixth row shows a red '7' followed by ten smaller '7's. The forty-seventh row shows a red '7' followed by ten smaller '7's. The forty-eighth row shows a red '7' followed by ten smaller '7's. The forty-ninth row shows a red '7' followed by ten smaller '7's. The fiftieth row shows a red '7' followed by ten smaller '7's.







Handwriting practice grid for the number 9. The grid consists of 12 columns and 12 rows.

Row 1: A large red box on the left contains a large red number 9 with arrows showing the stroke direction (a counter-clockwise circle followed by a downward curve). To its right are three rows of small red 9s: a 3x3 grid, a 3x3 grid, and a 3x3 grid.

Row 2: A row of 12 small red 9s.

Row 3: A row of 12 small red 9s.

Row 4: A row of 12 small red 9s.

Row 5: A row of 12 small red 9s.

Row 6: A row of 12 small red 9s.

Row 7: A row of 12 small red 9s.

Row 8: A row of 12 small red 9s.

Row 9: A row of 12 small red 9s.

Row 10: A row of 12 small red 9s.

Row 11: A row of 12 small red 9s.

Row 12: A row of 12 small red 9s.

Bottom Center: A small red box containing the number 9.



0 0 0 0 0 0 0
0 0 0 0 0 0 0

0 0 0 0 0 0 0 0 0 0 0
0 0 0 0 0 0 0 0 0 0 0
0 0 0 0 0 0 0 0 0 0 0
0 0 0 0 0 0 0 0 0 0 0
0
0

10 10 10 20 20 20
30 30 30 40 40 40
50 50 50 60 60 60
70 70 70 80 80 80
90 90 90 100 100

