


0 2 3 5 6 8 9

**Что узнали. Чему
научились.**





Лучики взяли,
К сердцу
прижали.
Людьми
отдали.

ПРЯМОЙ СЧЁТ




0, 1, 2, 3, 4, 5, 6, 7, 8, 9, 10.

ОБРАТНЫЙ СЧЁТ

10, 9, 8, 7, 6, 5, 4, 3, 2, 1, 0.

Сколько ушек у

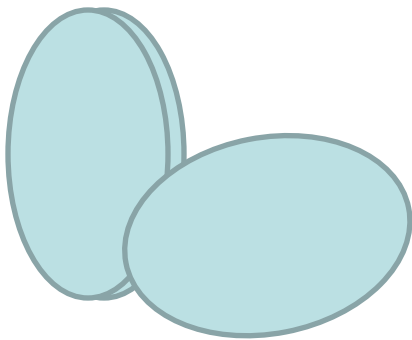
3 мышек?




6

Яйцо варится 5 минут.

Сколько минут будут вариться
2 яйца?






8









5








7




$$3 + 2$$

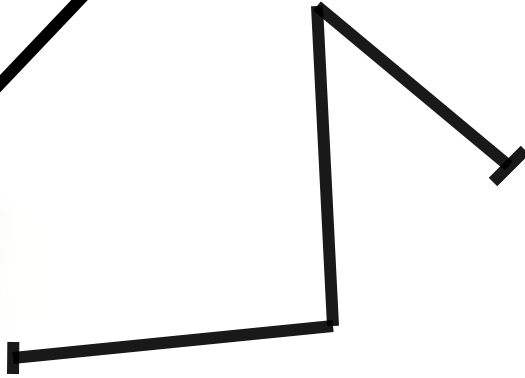






$$3 + 2 = 5$$

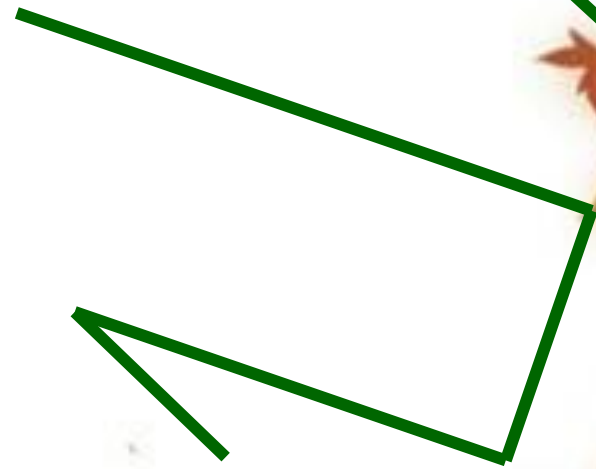








$$1 + 4 = 5$$


$$5 - 2 = 3$$







Работа в тетради с. 17

Соедини точки отрезками по порядку номеров



Работа в тетради с. 17


Какая фигура получилась?



The image features a decorative border of autumn leaves in shades of yellow, orange, and red, scattered around a central white rectangular area. The text is centered within this white area.

Работа по учебнику

с. 44 - 45



**Что узнали. Чему
научились.**





МОЛОДЦЫ!

