

# математика

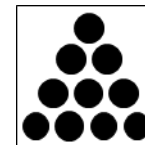







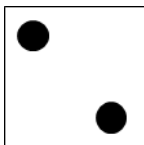



**Тема заняття: «Число три. Цифра 3»**

**1.** К сидящим на ветке дерева птицам прилетела ещё одна. Ответьте на вопросы:



Сколько птичек было?

Сколько стало?



? Что изменилось?




2. Назови число предметов на каждом рисунке:



три

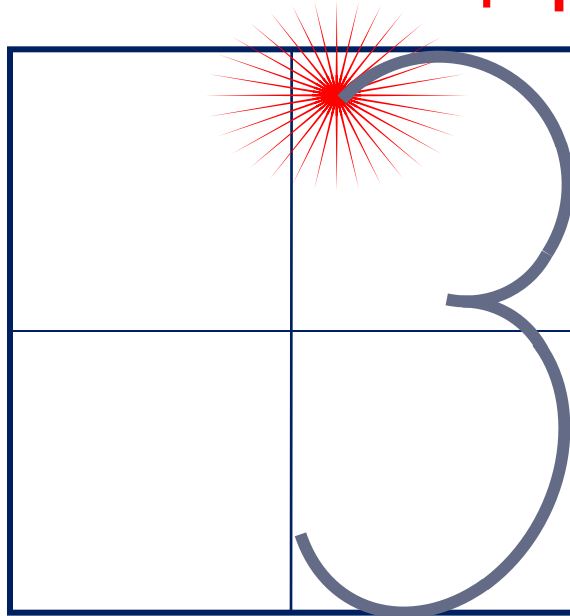


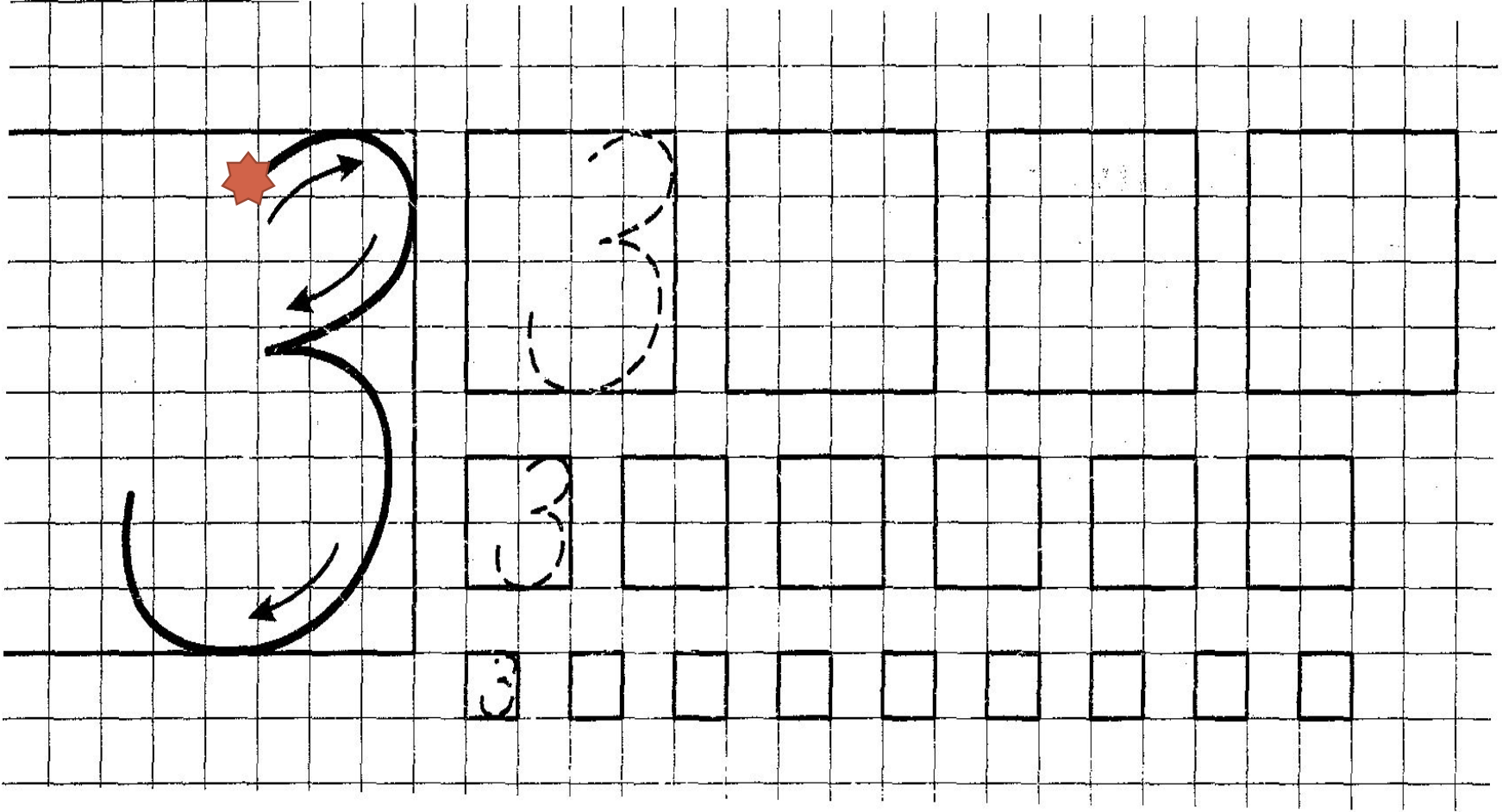
три



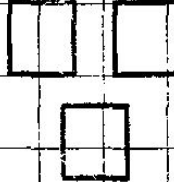



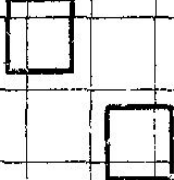


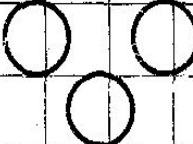

три

Число три записывают знаком - **цифрой 3.**



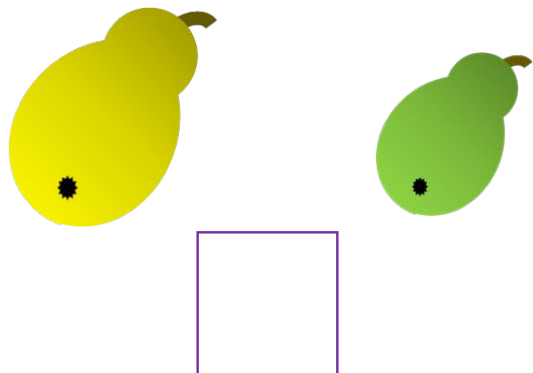


Заполни пустые клетки.

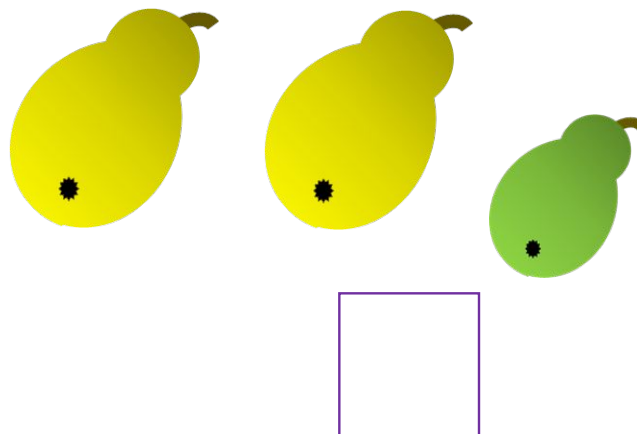
1	2	3			
<b>1</b>	3	<b>2</b>			
2	<b>3</b>	1			

4. Помоги сосчитать число груш.:

Сколько груш было?

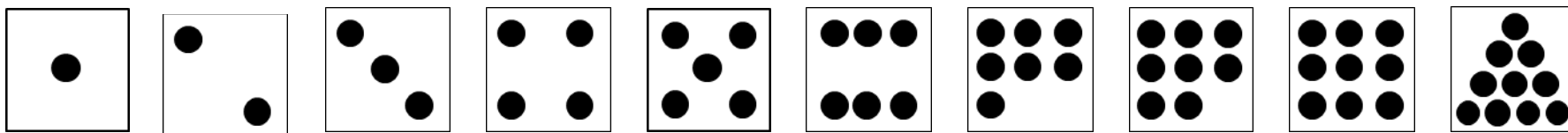


Сколько стало?

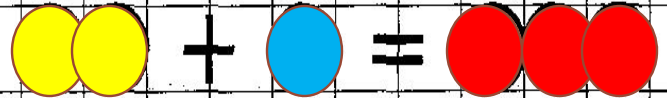





? Что изменилось?

$$2 + 1 = 3$$

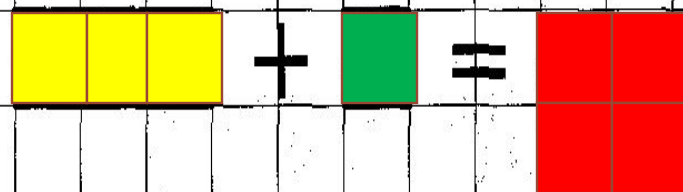
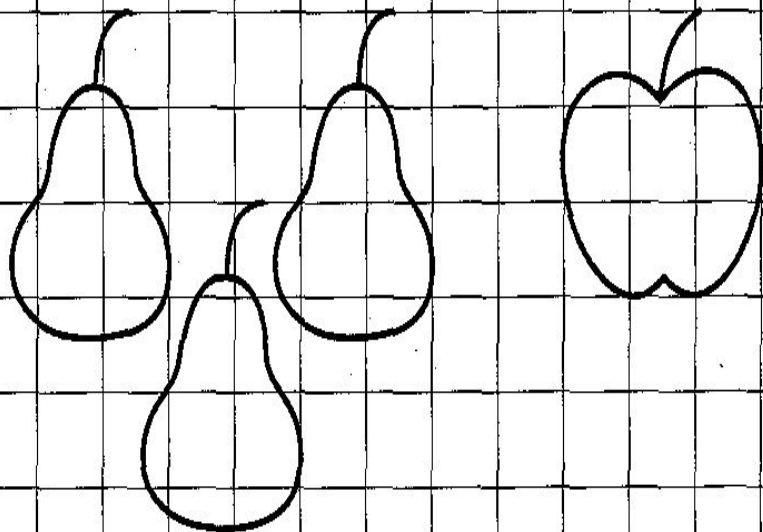


1



$$2 + 1 = 3$$

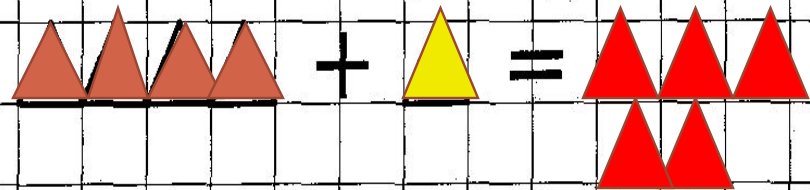

2



$$3 + 1 = \square$$

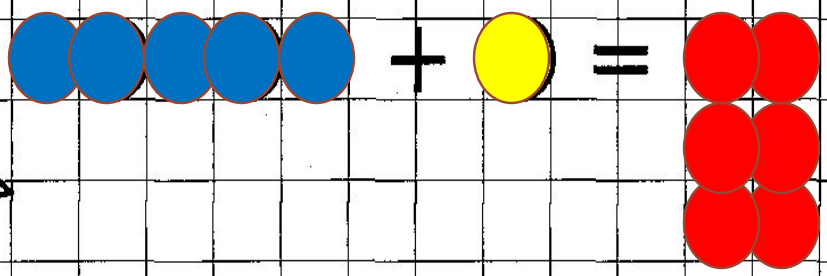



3  
~~2~~




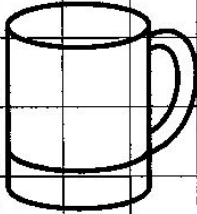

$$\square + \underline{1} = \square$$

4



$$\square + 1 = \square$$


5



+




=

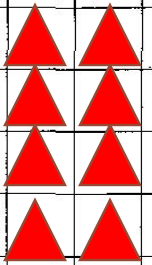


$$\square + 1 = \square$$

6









+ =



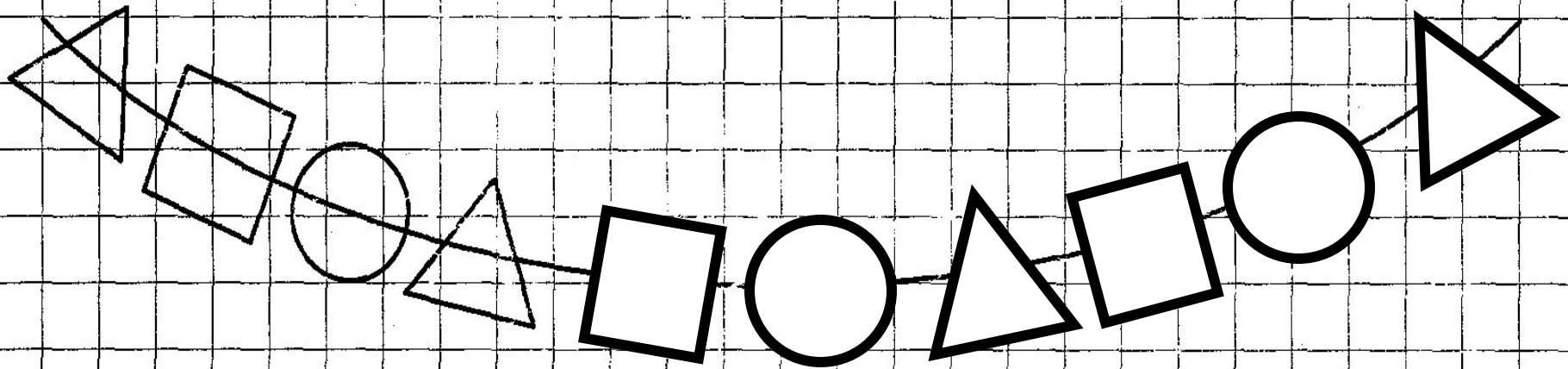
$$\square + 1 = \square$$

Сравни количество фигур на «каждой» полке на рисунках.  
Сравни (>. <. =).

	<input type="text"/>		<input type="text"/>		<input type="text"/>
	<input type="text"/>		<input type="text"/>		<input type="text"/>
<input type="text" value="1"/>	<input type="text"/>	<input type="text" value="2"/>	<input type="text"/>	<input type="text" value="1"/>	<input type="text" value="3"/>

1	1	1	2	2	2	3	3	3	>	<	=
---	---	---	---	---	---	---	---	---	---	---	---

Дорисуй бусы в соответствии с образцом.



*Спасибо!*