

*Time to*

*Get Schooled*

*AGain*

# «HIGH FIVE» (сигнал тишины+совместной работы)



# «MANAGE MAT»



- Task:
- 1 Keep your number in mind
- 2 Greet your SHOULDER PARTNER and high five
- 3 Greet your FACE PARTNER and high five



# Rules

## working with a Partner

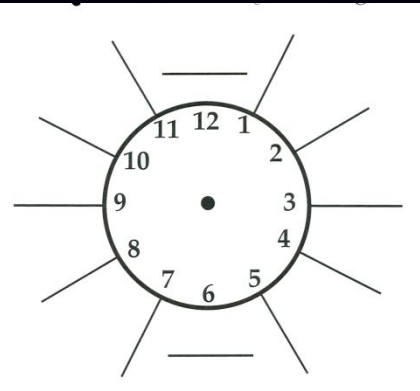


1. GREET them.
2. Make EYE contact.
3. LISTEN carefully.
4. Give FEEDBACK.
5. THANK them.

**G**ive thoughtful feedback  
**R**espect others & their thoughts  
**O**n task all the time  
**U**se soft voices  
**P**articipate actively  
**S**tay with your group

# «CLOCK BUDDIES»

## друзья по времени)



Task: Take the CLOCK BUDDIES papers

1 Stand up and be ready to move around the room (Push your chair to the table)

2 Now you should make an appointment with anybody who is not busy in the same time. Find such a person, ask him/her if he/she is free (for example at 9) and if so write his name in the proper place and he/she must write your name in his/her CLOCK BUDDIES paper

3 When all the sections are completed you should take your place and high five

4 Rules: If someone asks you to be their buddy and you're free, you must say yes. No making faces, no backing away.

Walk and talk quietly as you make your appointments.

5 Today we will make appointments for 9, 12, 3 and 6 o'clock. Find and make appointments with different partners. If you don't have a pair because of the odd number, so be the third partner (high five and say "Here I am" to find a free partner or pair). Be quick.

9 - find a partner who has the same eyes colour as you

12 - someone you don't usually spend time with after the lessons

3 - someone who listens to the same music as you

6 – someone you would take as a partner in a Federal Security Service of the Russian Federation mission

Make sure you have 9-12-3-6 CLOCK BUDDIES (or pair). Glue the CLOCK BUDDIES papers to your notebooks we'll use them later.



# Seasons



# «AR (ANTICIPATION-REACTION) GUIDE» (до и после)

**Task: Pretend what is right (“+”) and wrong (“-”).  
Do the task on your own. You have 2 minutes**

Before		After
	1 The Earth has different weather for different seasons due to the tilt of the Earth	
	2 The tilt of the Earth is 40%	
	3 Equator divides the Eastern and the Western hemispheres	
	4 More of the sun’s energy in December is on the Southern hemisphere	
	5 The heat and energy of the sun is almost even in both hemispheres in March	
	6 The last of the 4 seasons cycles is in November	
	7 When it is winter on the one side of the world, it is spring on the opposite side	



# «TAKE OFF– TOUCH DOWN»

Before		After
	1 The Earth has different weather for different seasons due to the tilt of the Earth	
	2 The tilt of the Earth is 40%	
	3 Equator divides the Eastern and the Western hemispheres	
	4 More of the sun's energy in December is on the Southern hemisphere	
	5 The heat and energy of the sun is almost even in both hemispheres in March	
	6 The last of the 4 seasons cycles is in November	
	7 When it is winter on the one side of the world, it is spring on the opposite side	

- Task: 1 Stand up if you agree with the statement
- 2 Watch the video and fill in the last column
- 3 Let's check
- 4 Who has 7-6-5-4-3-2-1 identical answers in the columns "before" and "after"?

# Task: Correct the wrong statements

1 The Earth has different weather for different seasons due to the tilt of the Earth	<b>Yes</b>
2 The tilt of the Earth is 40%	<b>No</b>
3 Equator divides the Eastern and the Western hemispheres	<b>No</b>
4 More of the sun's energy in December is on the Southern hemisphere	<b>Yes</b>
5 The heat and energy of the sun is almost even in both hemispheres in March	<b>Yes</b>
6 The last of the 4 seasons cycles is in November	<b>No</b>
7 When it is winter on the one side of the world, it is spring on the opposite side	<b>No</b>

1 The Earth has different weather for different seasons due to the tilt of the Earth

2 The tilt of the Earth is **23.5%**

3 Equator divides the **Southern and the Northern** hemispheres

4 More of the sun's energy in December is on the Southern hemisphere

5 The heat and energy of the sun is almost even in both hemispheres in March

6 The last of the 4 seasons cycles is in **September**

7 When it is winter on the one side of the world, it is **summer** on the opposite side

# «CORNERS»

## When is your birthday?

Task: 1 Stand up and be ready to move around the room (Push your chair to the table)

2 Take the right corner to answer to the question

<b>WINTER</b>	<b>SPRING</b>
<b>SUMMER</b>	<b>AUTUMN</b>



# «PAIR SHARE»&«RALLY ROBIN»

Task: 1 Choose a partner from your group and high five. If you don't have a pair because of the odd number , so be the third partner (high five and say "Here I am" to find a free partner or pair). Be quick.

2 Name your date of birth and tell him/her if you like the season you're born. Why? What are the advantages and disadvantages to celebrate your birthday in your season. You have 2 minutes for each partner

3 Now choose a partner from another group and high five

4 Tell him/her the date of your birthday and discuss the same questions. You have 2 minutes for each partner

5 Tell us the information your partner told you about himself

# «CONTINUOUS ROUND ROBIN»

Task: Discuss what holiday is your favourite and why

Rounds:

- 1) in summer
- 2) in autumn
- 3) in winter
- 4) In spring

PARTNERS 1 START

You have 1 minute for each round







SUMMER



# «TIMED ROUND ROBIN»

Task :

Tell about your summer holidays and others will ask you questions.

PARTNERS 2 START

You have 2 minutes for each partner.





# «JOT THOUGHTS»(поделись идеями)

Task:

- 1 Take a paper and divide it into 2 parts
- 2 Give 1 part to your SHOULDER PARTNER
- 3 Now divide the paper into 4 parts
- 4 Say aloud a word associated with “Autumn” then write it on the piece of paper and put it in the middle of the table.
- 5 Next partner says aloud his association (but he/she mustn't repeat the word) then he/she writes the word on the piece of paper and put it in the middle of the table again and so on till all the papers will be filled with the associations (16 words (ONE word on EACH paper))

PARTNERS 3 START. You have 2 minutes

# «Тіс-Тас-Тое» (крестики-нолики)

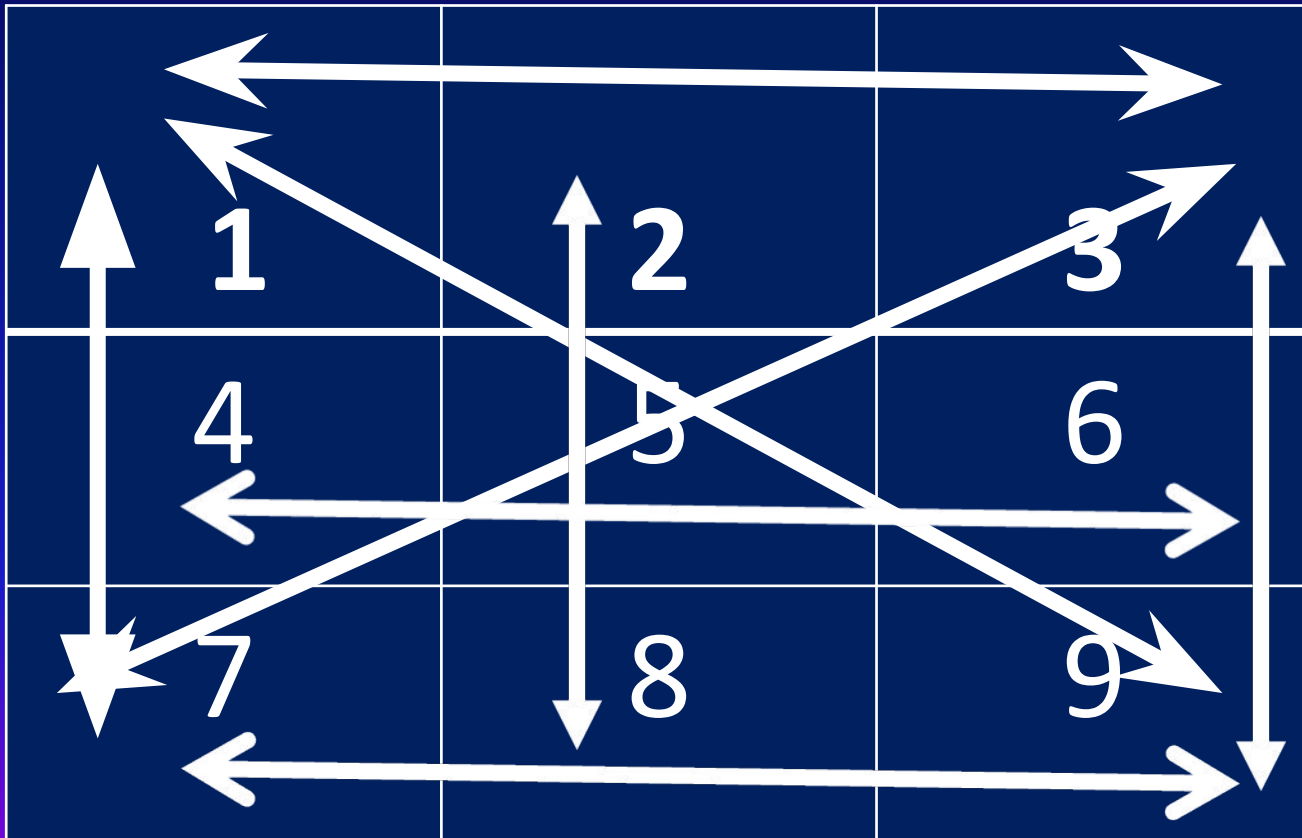
**Task: 1 PARTNERS 4 take all 16 papers and turn them over**

**2 Now choose any 9 papers (you mustn't see the words)**

**3 Take the papers, turn them over again and put them on the table like in the TIC TAC TOE game**

<b>1</b>	<b>2</b>	<b>3</b>
<b>4</b>	<b>5</b>	<b>6</b>
<b>7</b>	<b>8</b>	<b>9</b>

**Task: Make up and write 4 sentences using 3 words in each line (up-down-across-diagonal) You may choose any direction. You have 4 minutes for the task**





# «SIMULTANUOUS ROUND TABLE»

Task:

- 1 Give the paper with your sentences to your face partner
- 2 Read, check and correct your partner's sentences (if they needed to be corrected)
- 3 Read aloud 3 words in the 1<sup>st</sup> line and then read aloud your partner's sentence with the words
- 4 The next partner does the same with the 1<sup>st</sup> line and so on
- 5 After that do the same with the 2<sup>nd</sup>, 3<sup>rd</sup> and 4<sup>th</sup> lines  
PARTNER 1 (5) STARTS. You have 4 minutes for the task.

- 6 Discuss and choose the best sentence for each line from your group. You have 1 minute
- 7 PARTNER 2 (1) reads it aloud.



# «TEAMBUILDING»

Task: What winter activities do you like?

PARTNER 3(2) takes the paper and is ready for writing the answers.

1

2

Everybody

3

1 Every partner should name only 1 word as for the answer.

2 After his/ her answer the others should give a thumbs-up sign only if they ALSO like the winter activity (if no, do nothing)



3 PARTNER 3 (2) writes the answers on the paper in the proper section (“1-2-3(4) – everybody” is for the number of people from the group, who gave the answer)

4 Then the next partner answers and the others and the PARTNER 3(2) do the same again.

5 You should answer one partner after another and write till the time is over.

Be quick. You have 3 minutes for the task and should give as many answers as you can



## Task:

1 Make up your group's name using 3 words from your notes in the section "Everybody" (you may change the forms of the words)

2 Make up your group's motto using all the words from your notes in the section "Everybody" (you may change the forms of the words and use some others)

3 Present the name and the motto holding your hands.

You have 4 minutes to do the task

SPRING



# «TIMED PAIR SHARE »

Task: Study the information about CINQUAIN

**Cinquain** [/'sɪŋkeɪn/](#) is a class of [poetic](#) forms that employ a 5-line pattern.

**NOUN**

**ADJECTIVE, ADJECTIVE**


**ING-WORD, ING-WORD, ING-WORD**

**PHRASE THAT LINKS TO THE TITLE**

**SYNONYM**



# Cinquains




Poetry

Clever, crafty

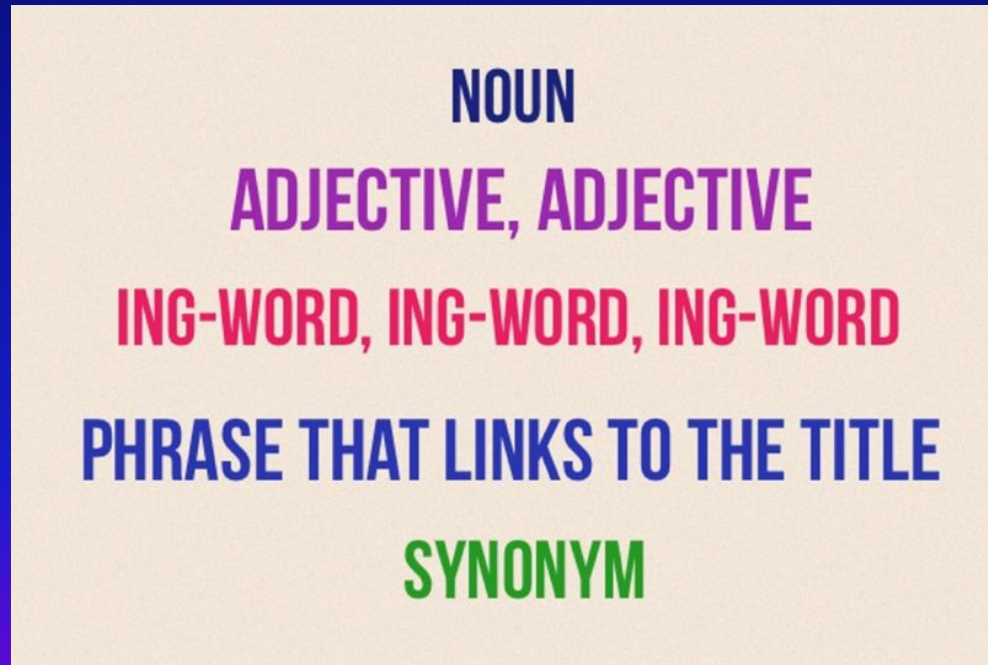
Writing, composing, describing

Best words, best order

Verse



- 1 Stand up and be ready to move around the room (Push your chair to the table)
- 2 Take your CLOCK BUDDIES papers and find your 9 o'clock partner
- 3 Make up a cinquain on the themes “spring” or “words associated with spring” together. You have 5 minutes for the task



- 4 Present your cinquains to the class

# «MIX FREEZE GROUPS»

Task: YOU MUSTN'T SAY A WORD DURING ALL THE TASK!

- 1 Stand up and be ready to move around the room (Push your chair to the table)
- 2 Mix around the room while the music is playing.
- 3 When the music stops , you should make a group according to the number the teacher asks you in the task
- 4 When the group of proper number is completed you should join your hands and put them up and freeze
- 5 Students out of groups go to the "Lost and Found" group
- 6 Then the music starts again and be ready to do it again

REMEMBER!! BE COMPLETELY SILENT!!



- Make a group of 5
- Make a group of 10
- How many seasons do we have?  
(4)
- This is the ordinal number of  
September in the calendar year.
- (9)

- How many letters are there in the English word “февраль”?
- (8)
- Make a group of people who likes the same winter activities
- Make a group of people with the same birthday season

Thank you!

