

Методическая разработка «**Let's Go To the Beach**»

(презентация к уроку в **1** классе)

на Всероссийский конкурс
учителей английского языка на лучший урок с
мультимедийным приложением

Приходько Татьяна Владимировна ,
учитель английского языка,
ГБОУ «Школа № **1811**»

г.Москва

Открытый урок
в 1 классе к УМК
«Family & Friends 1»



LET'S GO TO THE BEACH

Beach! Beach! I like the beach! Starfish! Starfish!



Lesson Three Song

1 Listen, point and repeat.



sun cream



bat



ice lolly

Click twice

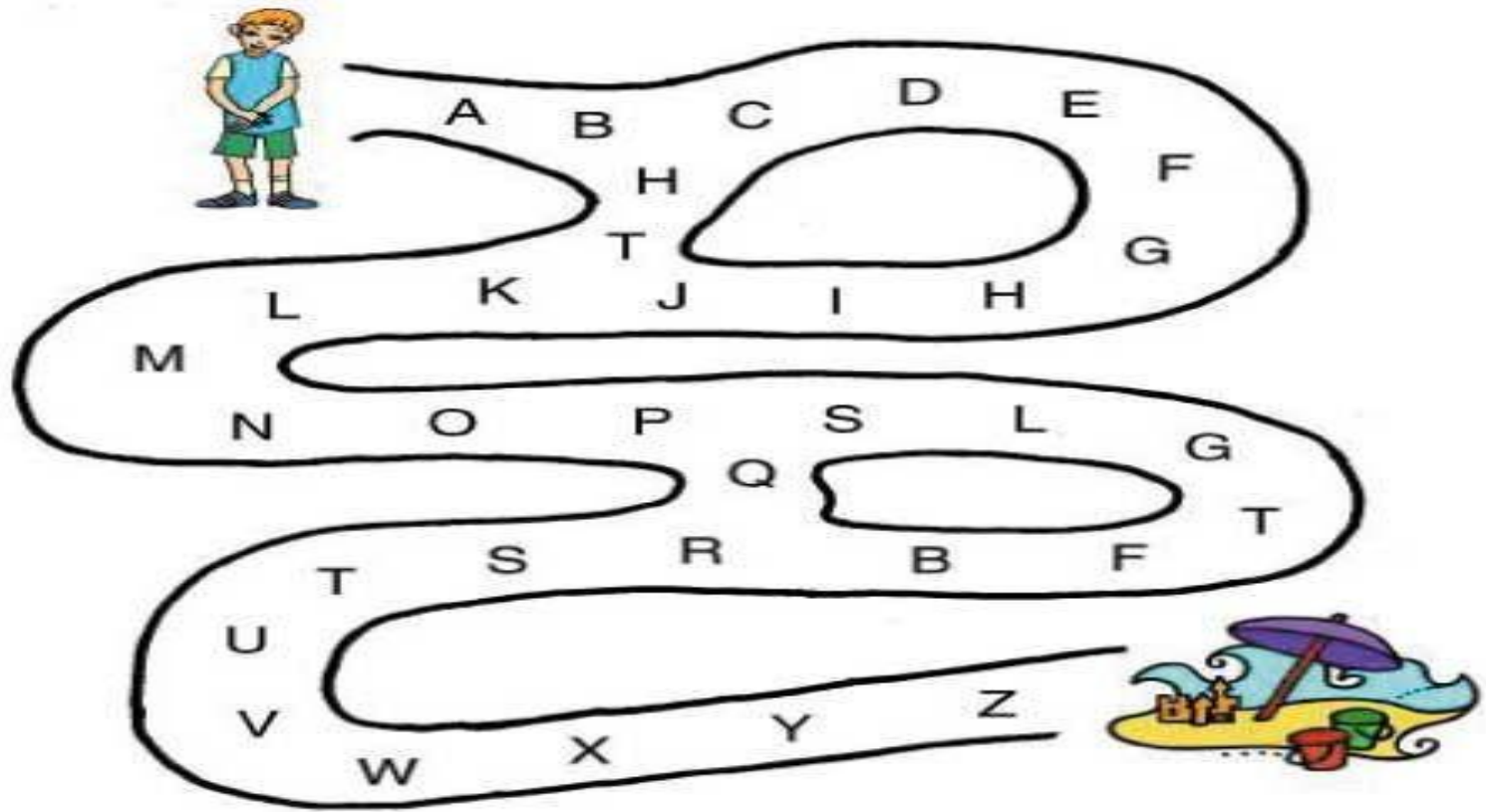
2 Listen and



Name: _____

Summer ABC Maze Worksheet

Help the boy find his way to the beach to have some summer time fun! Draw a line following the letters in ABC order to guide the boy correctly to the beach.




B-EA-CH




S- EA



C-R-A-B



S-T-A-R-F-I- SH



B-OA-T



S-A-N-D-C-A-S-T-L-E



U-M-B-R-E-LL-A



B-U-Ck-E-T



Sh-E-LL

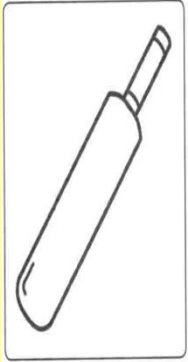


Let's chant

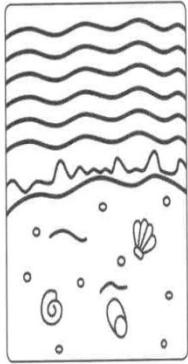
- [b-b]- beach, boat
- [s-s]- sea, sand, sandcastle
- [ʃ] –shell , starfish
- [ʌ- ʌ]- umbrella, bucket

Match the Picture


15 The beach




bat



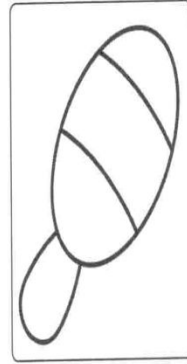
beach




boat



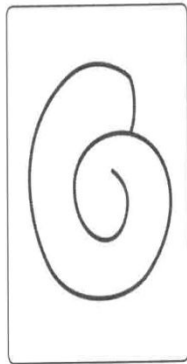
crab




ice lolly



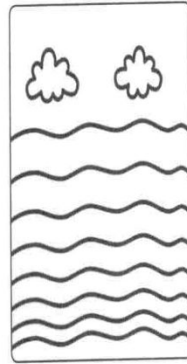
sandcastle



shell



sun cream



the sea

- [bi:t]
- [si:]
- [bəʊt]
- [kræ b]
- [bæ t]
- [aɪslɒli]
- [s^nkri:m]
- [sændka:sl]
- [ʃel]

Let's find and read



At the Beach

Name _____

Word Families

Directions: Color the buckets to match their word family.
et = Red ig = Green ap = Yellow op = Blue



Let's play, Okey?



1 Look at the picture. Count and write.

There is There are



- | | | | | | | |
|---|----------|-------|--------------|---|-------|------------|
| 1 | There is | 1 | bat. | 2 | _____ | ice lolly. |
| 3 | _____ | _____ | crabs. | 4 | _____ | boat. |
| 5 | _____ | _____ | sandcastles. | 6 | _____ | shells. |

2 Write.

nineteen ~~sixteen~~ twelve thirteen

- | | | | | | | | |
|----|---------|----|-------|----|-------|----|-------|
| 16 | sixteen | 12 | _____ | 19 | _____ | 13 | _____ |
|----|---------|----|-------|----|-------|----|-------|

3 Write the words in the correct box.

bed sun cream fourteen write boat fifteen
 blanket shelf draw seventeen ice lolly talk

bedroom	beach	numbers	verbs
bed	_____	_____	_____
_____	_____	_____	_____
_____	_____	_____	_____

Let's sing!



Song


Lesson 4

Listen and point. 45

Sing. 46

Sing and do. 46

black



white




blue

green

purple

brown



orange

pink

red

yellow



Let's play ball.



Circle the smallest ball in each row




Let's find and color.

A Day at the Beach

Color Code

- 1 - Light Blue 2 - Tan 3 - Pink
4 - Green 5 - Orange 6 - Red 7 - Yellow



Используемый материал

- Карточки « The Beach»-
https://yandex.ru/images/search?text=картинка%20пляж&img_url
- Circle the smallest ball in each row-www.playingtots.com
- Family and Friends 1 Workbook . Unit 15. Review 5 p 106
- Umbrellas song

The lesson is over!
I wish you good luck!
Good -bye!

