


# УРОК АНГЛИЙСКОГО ЯЗЫКА

ДЛЯ 2-ГО КЛАССА



apple



Aa

www.KazitoBooks.com

butterfly



Bb

www.KazitoBooks.com


car



Cc

www.KazitoBooks.com


duck



Dd

www.KazitoBooks.com

elephant



Ee

www.KazitoBooks.com


flowers



Ff

www.KazitoBooks.com


grapes



Gg

www.KazitoBooks.com

house



Hh

www.KazitoBooks.com

ice cream



Ii

www.KazitoBooks.com

jellyfish



Jj

www.KazitoBooks.com


kangaroo



Kk

www.KazitoBooks.com


lion



Ll

www.KazitoBooks.com


mouse



Mm

www.KazitoBooks.com

nestling



Nn

www.KazitoBooks.com


onion



Oo

www.KazitoBooks.com

palm



Pp

www.KazitoBooks.com

queen



Qq

www.KazitoBooks.com

ring



Rr

www.KazitoBooks.com


skirt



Ss

www.KazitoBooks.com

tree



Tt

www.KazitoBooks.com

umbrella



Uu

www.KazitoBooks.com

violin



Vv

www.KazitoBooks.com

watermelon



Ww

www.KazitoBooks.com

xylophone



Xx

www.KazitoBooks.com

yoghurt



Yy

www.KazitoBooks.com

zebra



Zz

www.KazitoBooks.com



# 5<sup>th</sup> March

## Class work

### «My toys»



**Слова по теме:**



**Teddy bear**

**Плюшевый  
медведь**



**Ballerina**

**Балерина**



**Shelf**

**Полка**



**Toy  
soldier**

**Игрушечный  
солдат**




**Toy box**

**Коробка  
для  
игрушек**



**Предлоги  
местоположения:**



**В**

**Н**

**А**

**ПО**




**Д**

**Далее физкультминутка**

**Поговори с  
одноклассником:**

**Where's the teddy bear?**

**It's on the table.**





1 Nanny: Oh, dear, Chuckles! What's the matter?  
Lulu: He can't find his teddy bear. Nanny, where's his teddy bear?  
Nanny: I don't know.

2 Lulu: Is it under the table?  
Larry: No, it isn't!  
Lulu: Oh, where is it?

3 Lulu: Is it on the shelf?  
Larry: No, it isn't.

4 Nanny: What about the toy box? Is it in the toy box?  
Larry: Oh, look! My toy soldier!  
Lulu: And look! My ballerina!  
Nanny: But what about Chuckles' teddy bear?



## **Home work:**

**Слова по теме «Мои игрушки»,  
предлоги: на, в, под.**

**Стр. 81, № 4**







# УРОК АНГЛИЙСКОГО ЯЗЫКА

ДЛЯ 2-ГО КЛАССА



Повторяем:



**Повторяем:**



**Teddy bear**



**Ballerina**



**Shelf**




**Toy soldier**



**Toy box**




Укажи правильно предлог:




**in**

.... the box



**on**

.... the box



**under**

.... the box

**7<sup>th</sup> March**  
**Class work**  
**«My toys»**





**Doll**

**Кукла**



**Ball**

**Мяч**

**Далее физкультминутка**



**1** Прочитай слова, составь предложения и скажи, что изображено на картинках.

1 teddy bear

2 toy soldier

3 ballerina

a



1 It's a ... .

b



c



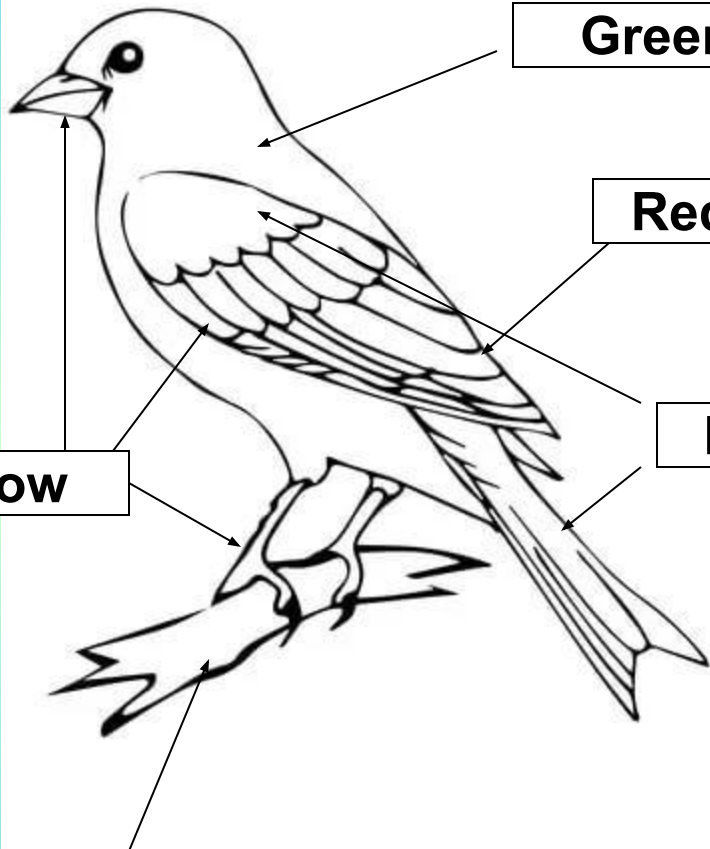
Toys for me,  
Toys for you,  
Toys for everyone!  
A pink ballerina,  
A blue toy soldier!  
We're all having fun!

Toys for me,  
Toys for you,  
Toys for everyone!  
A brown teddy bear,  
A yellow doll!  
We're all having fun!



# Подпиши и раскрась:

It's a \_\_\_\_\_



**Green**

**Red**

**Blue**

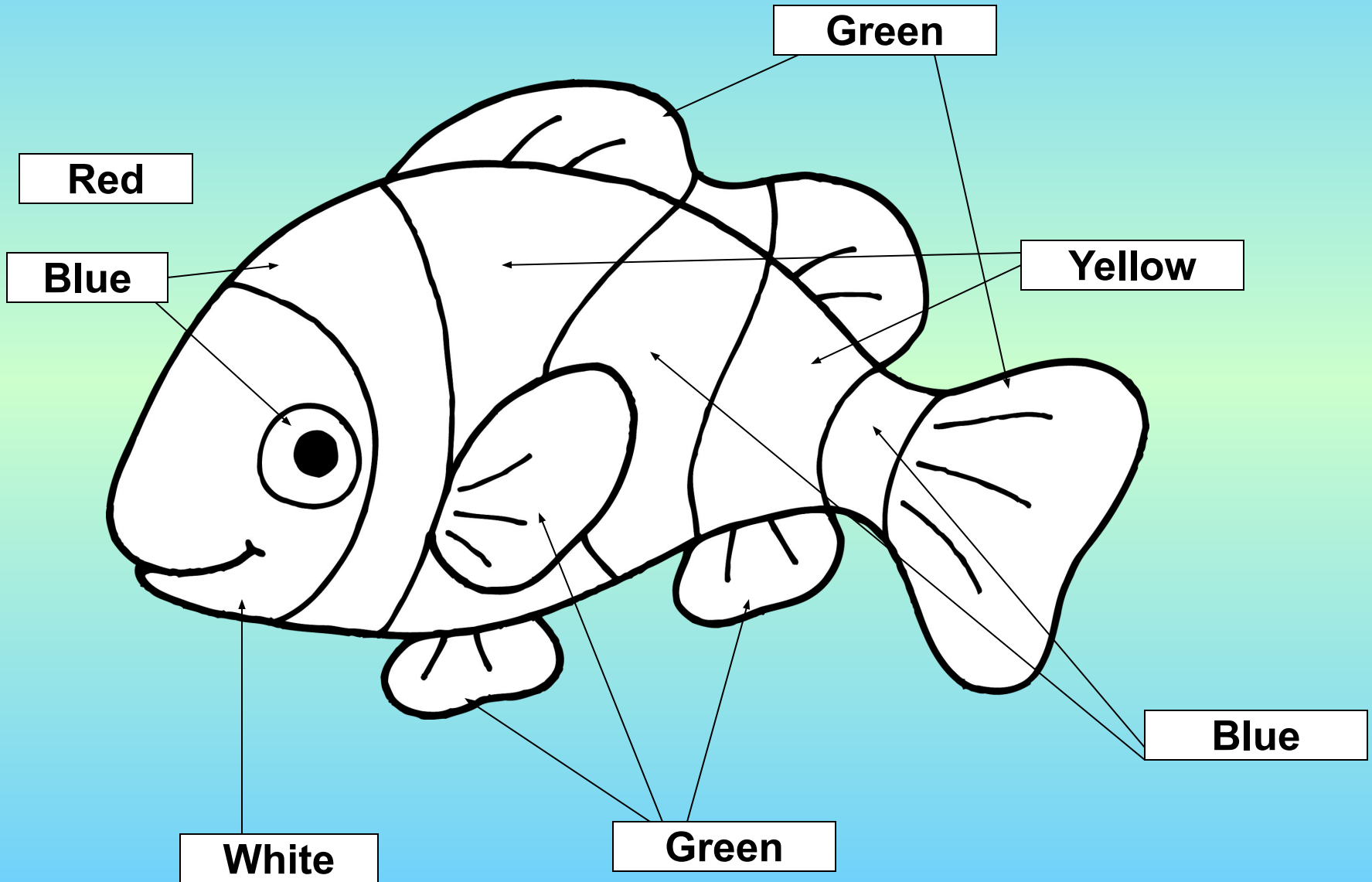
**Yellow**

**Brown**

**Раздаточный  
материал**



It's a \_\_\_\_\_



It's a \_\_\_\_\_

Red

Red

Orange


Green

Blue

Pink

Purple

White

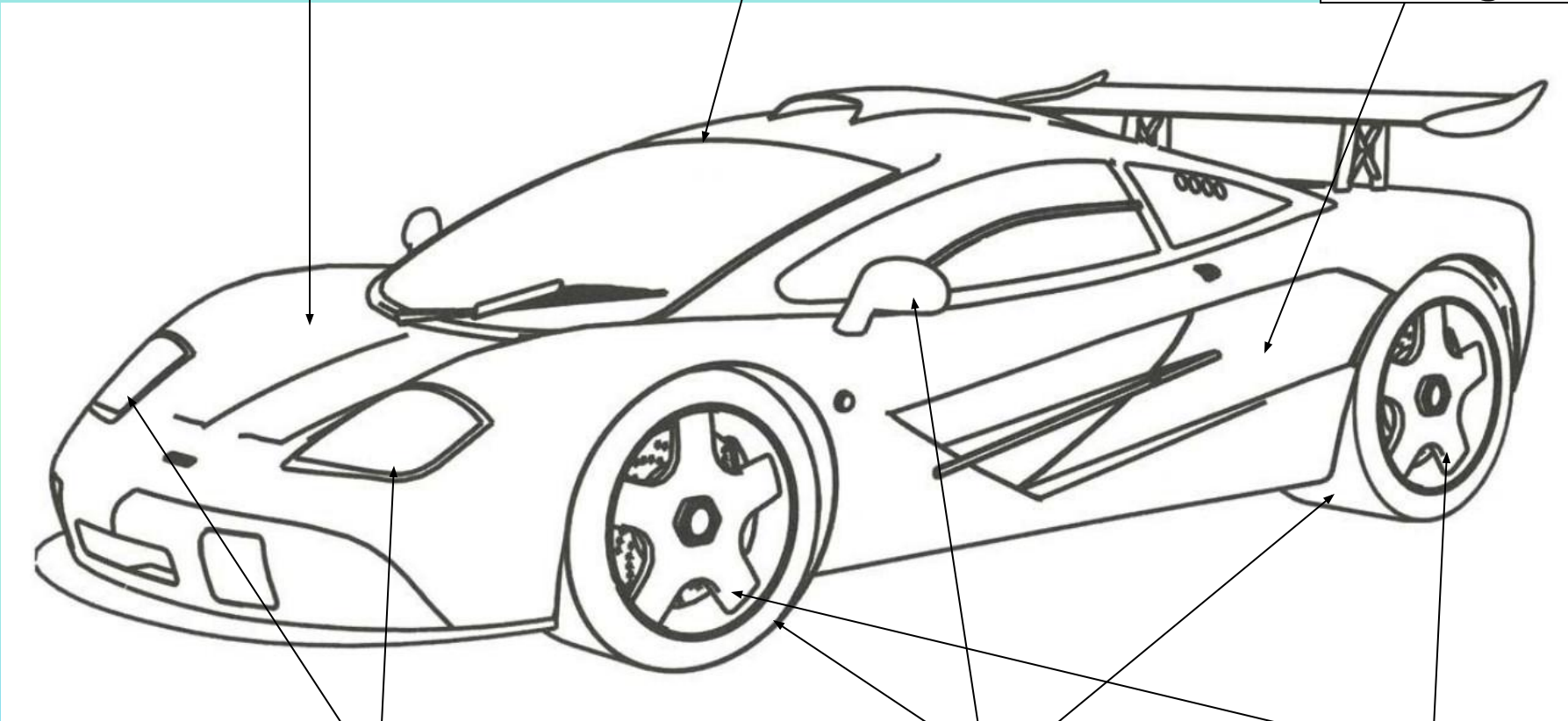


It's a \_\_\_\_\_

**Red**

**Blue**

**Orange**



**Yellow**

**Black**

**Grey**



## **Home work:**

**Слова по теме «Мои игрушки»,**

**предлоги: на, в, под.**

**Стр. 82, № 4**