

**Урок математики**  
**В**  
**ПОДГОТОВИТЕЛЬНОМ**  
**классе**

Автор презентации: Кадырова Ольга Игоревна,  
учитель начальных классов МАОУ ООШ №52 города Тюмени

2019

**Настрой на  
урок  
Ваше  
настроение?**



# Посчитай



# Загадка

Будто парус на




ветру

фл

охс

Даже бу «Ч»,

Эта жожа!



**Выполни**


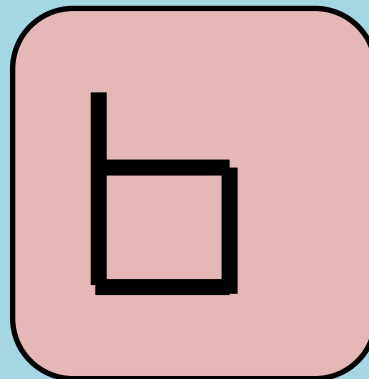

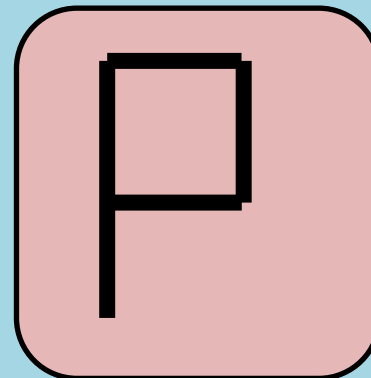
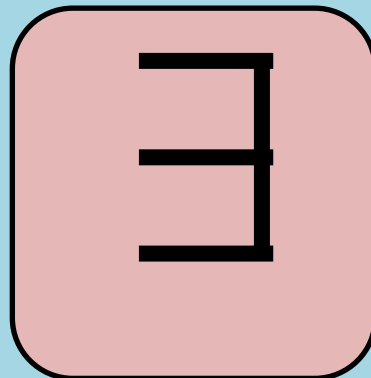
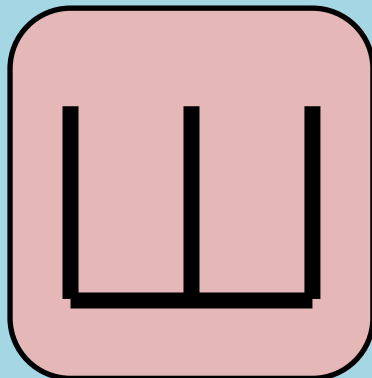
4

4

IV




Сделай буквы из 4-х  
палочек?





4

ЛИШНИЙ





го бывает 4?











# Помоги!

The image shows a matching exercise with four numbered items and four dice faces. The items are:

- 1. A cat in a circular frame.
- 2. Two chicks in a circular frame.
- 3. Ants in a pear-shaped frame.
- 4. Fish in a fishbowl.


The dice faces are:

- Four red dots (top left).
- One red dot (middle left).
- Two red dots (middle right).
- Three red dots (bottom right).

Connections are shown by lines:

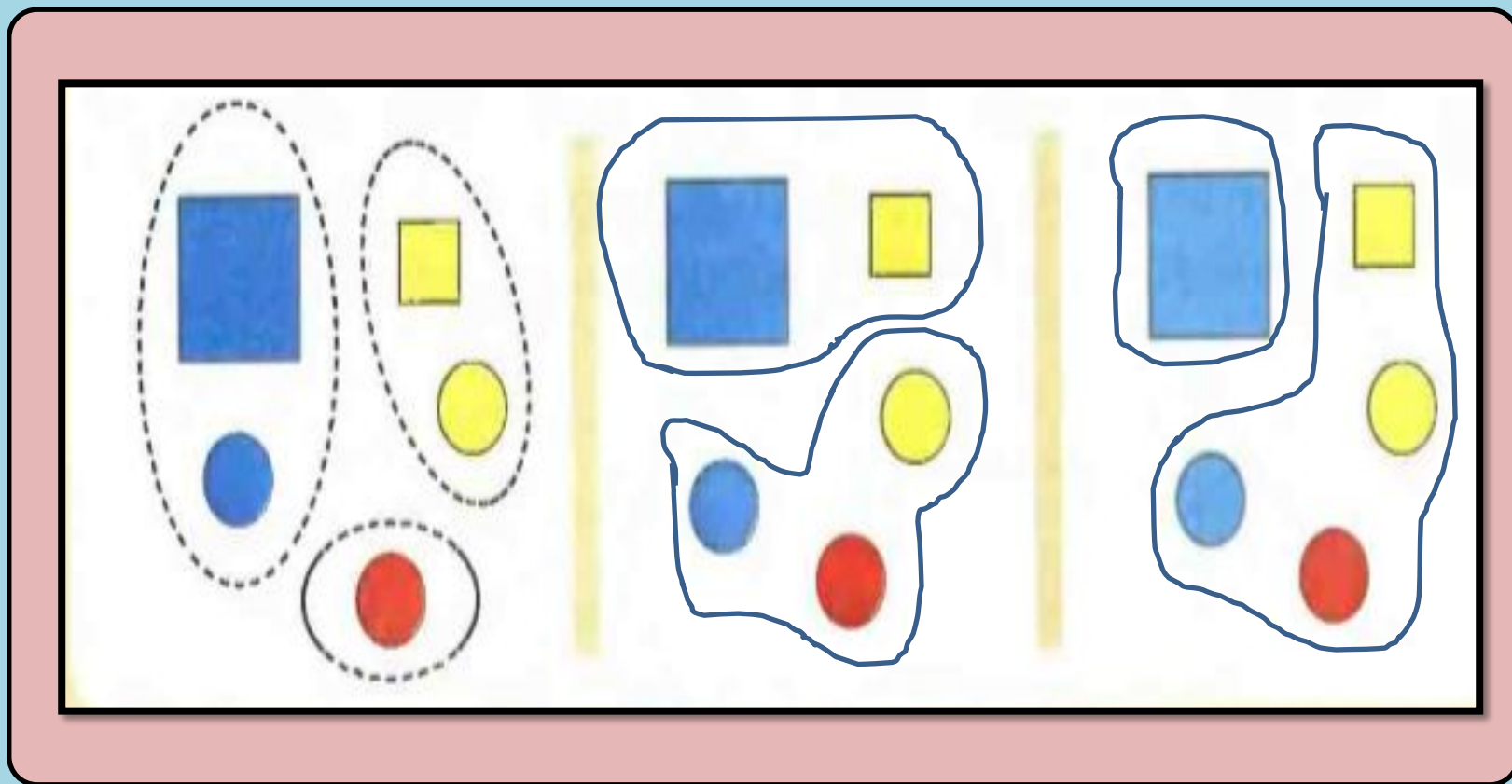
- Item 1 is connected to the four-dot die.
- Item 2 is connected to the one-dot die.
- Item 3 is connected to the three-dot die.
- Item 4 is connected to the two-dot die.

# Раскрась и обведи!




# Объедини

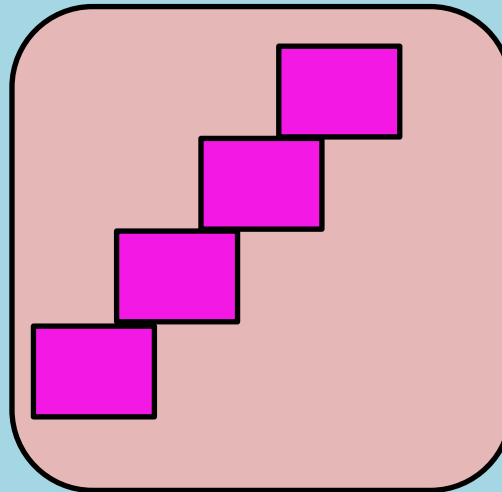
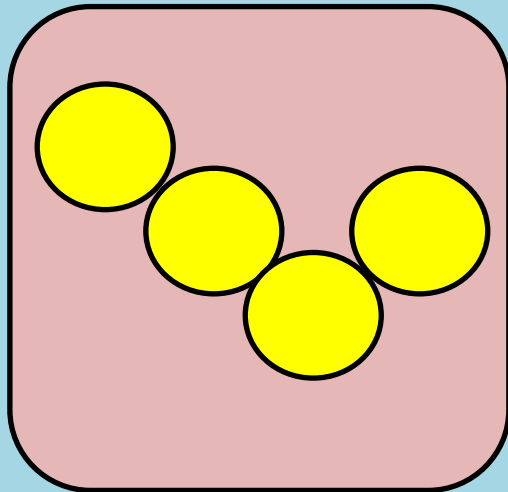


и



4 лишний



# Выполни из 4 фигур





А

С

И

П

Б

С

О



