



# Урок математики во 2 классе

Автор презентации: Кадырова Ольга Игоревна,  
Учитель начальных классов МАОУ СОШ №52 города Тюмени  
2021



**Настрой на  
урок**

**Подготовим наши  
руки**




**Подготовим наши  
глаза**

**Подготовим наш  
язык**


**Тема урока**

**Прямоугольник**









**Закреплени  
е**



Что про  
меня  
знаете?



?????




**Найди периметр**

**5 см**

**3 см**



$$5 + 3 + 5 + 3 = 16(\text{см})$$




Реши в  
столбик


$$53 + 24$$

$$53 + 27$$

$$53 + 29$$



**Провери  
м ваши  
знания!**






# Задача

8 к.

? к.


12 к.



# Задача



$$8 + 8 + 8 = 24(\text{л})$$



# Соревновани е

$12 - 8 + 6 =$

$11 - 7 + 8 =$

$12 - 5 + 8 =$

$30 - (20 - 6) =$

$40 - (30 - 6) =$

$50 - (30 - 6) =$

$54 + 6 =$



$34 + 6 =$

$63 + 7 =$

$54 - 6 =$

$34 - 6 =$


$63 - 7 =$



# Магические квадраты

6		8
	5	
2		4

	1	
7		3
2	9	




# Переставь

$$\begin{array}{|c|} \hline 3 \\ \hline \end{array} \begin{array}{|c|} \hline 1 \\ \hline \end{array} - \begin{array}{|c|} \hline 1 \\ \hline \end{array} \begin{array}{|c|} \hline 4 \\ \hline \end{array} = \begin{array}{|c|} \hline 8 \\ \hline \end{array} \begin{array}{|c|} \hline 2 \\ \hline \end{array}$$



$$41 - 28 = 13$$

$$32 - 14 = 18$$



# Самооценк

а



## Итог урока

**Самое лёгкое задание**

**Самое весёлое задание**

**Самое сложное задание**

