

Grammar revision

(Spotlight 3, module 4)

Автор презентации:
Поздеева Е. В., учитель
первой категории МБОУ
СОШ №56 города Кирова

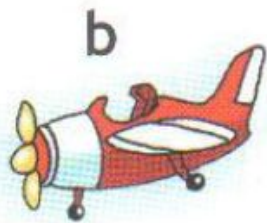
Цели урока

- Повторить активную лексику раздела;
- Повторить правило употребления неопределенных артиклей a/an;
- Повторить случаи употребления указательных местоимений this/that, these/those;


1 Look and match. (30 points)




a



b



c



d



e



f



g



h



i



j

1 doll

2 armchair

3 tea set

4 musical box

5 elephant


6 aeroplane

7 computer

8 rocking horse


9 TV

10 desk



A or AN?

Close your eyes and guess the missing picture



___ aeroplane



___ baby



___ doll



___ hat



___ apple



___ elephant



___ cat



___ ice-cream



___ mouse

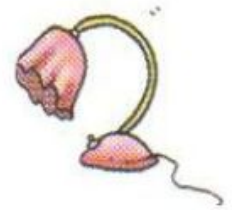


___ armchair




2 Look, read and complete: **This, That, These** or **Those**. (20 points)

1 ... is my lamp. 




4 ... is my radio. 




2 ... are my dolls. 



5 ... are my balls. 



3 ... are my chairs. 



	20
--	----

This or That?
.... is a rabbit.



This or That?
.... is an elephant .



This or That?
.... is a radio .



This or That?
.... is a sofa .



This or That?
.... is an armchair .



This or That?
.... is an desk .



This and That

This is a mouse,

but that is a rat. 

This is a kitten,

but _____ is a cat. 

This is a puppy,

but _____ is a dog. 


This is a toad,

but _____ is a frog. 

These or Those?
... are toys.



These or Those?
... are lions.



These or Those?
... are books.



These or Those? ... are dolls.



These or Those?
... are oranges.




These or Those?
... are burgers.



Tell about your room now

5 Look, read and complete. (20 points)

This is my room! Look at my [redacted] It's very nice.
Can you see my [redacted] My chairs [redacted] And look
at my funny [redacted]



Now I can ...

- 1 talk about my toys
- 2 name the things in my room
- 3 write about my room

Write about your room

Draw the picture

This is my room!

Look at my ... (спальное место). It's

(цвет). It's very nice! Can you see my... ?

My table is (цвет) My chair is ... (цвет). And

look at my funny

I love my room!

Использованные ресурсы

- Английский язык. 3 класс: учеб. для общеобразоват. Учреждений / Н. И. Быкова, Д. Дули, М. Д. Поспелова, В. Эванс. – М.: Просвещение, 2012. – 178с.
- Иллюстрации взяты с бесплатного фотохостинга pexels.com
- “My house”: комплект тематических карточек по английскому языку для детских садов, школ и курсов английского языка. – Харьков: Ранок, 2008. – 32 карточки
- Rozanne Williams “Sight word. Poetry pages”. – USA: Scholastic Inc, 113p.