







The things you can use at the lesson



rules

play





You can watch it in the lesson
and at home

1

dictionary

2








video

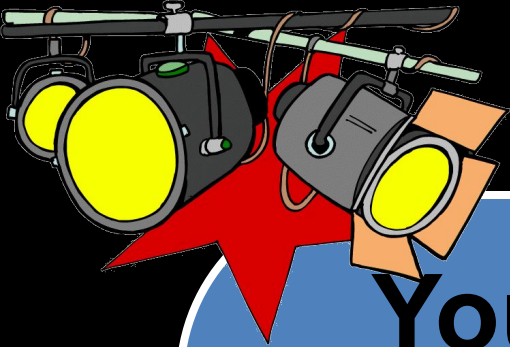
3

pencil box

4








rubber

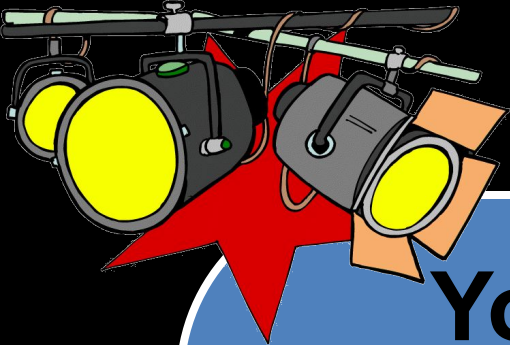




You can paint colourful pictures using them

- 1 pencil box
- 2 cassette
- 3 pen
- 4 paints





You can read new texts
and do many exercises

1

textbook

2




dictionary

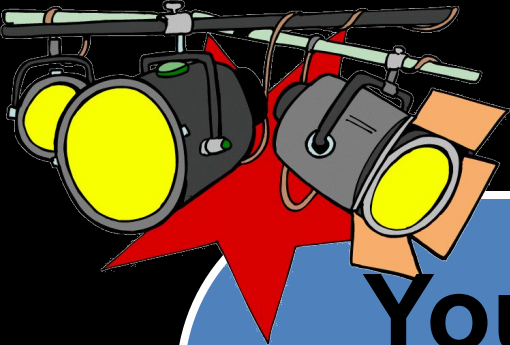
3

pencil box

4







paints

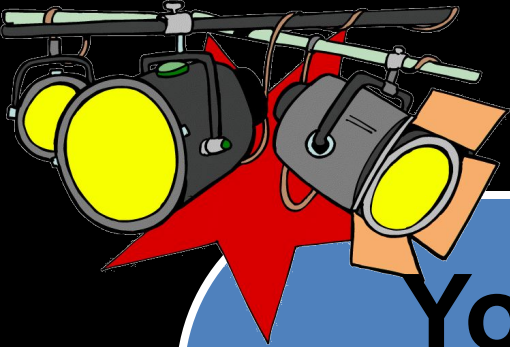




You can put your pens
, pencils and rubbers

- 1 pencil box
- 2 textbook
- 3 dictionary
- 4 cassette





You can translate new words using it

1

video

2







textbook

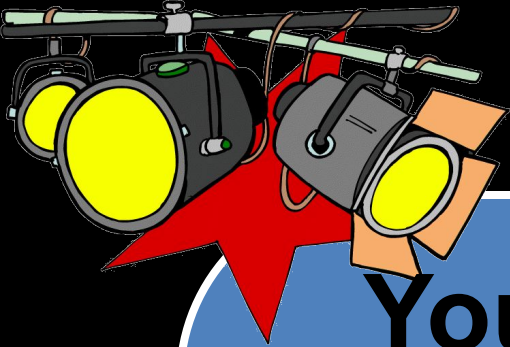
3

dictionary

4




rubber

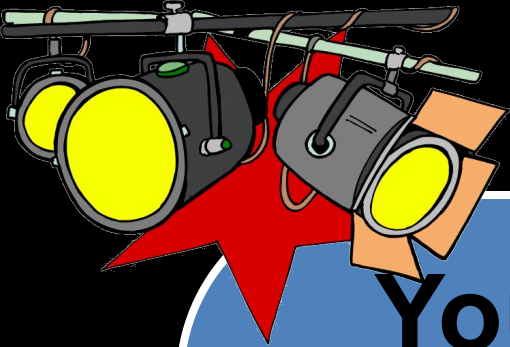




You can listen, repeat and learn new words

- 1 cassette
- 2 textbook
- 3 dictionary
- 4 paints





You can rub words and lines using it

1

pencil box

2







pencil

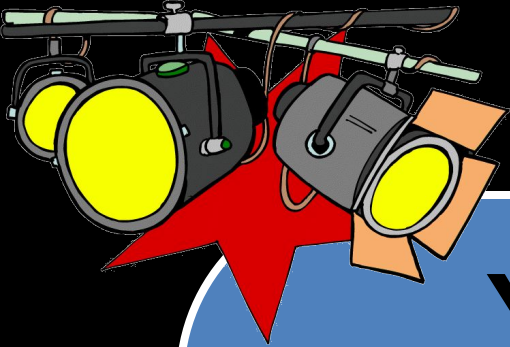
3

pen

4

rubber





You can write your homework using it

1

rubber

2






pencil

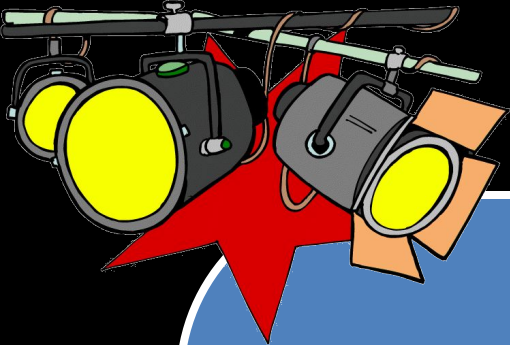
3

pen

4







textbook





Rules

В каждом задании только один верный ответ. Щелкните мышкой по номеру выбранного ответа. По реакции зрителей (звуковой сигнал) вы поймете, правильный ли он. Попытки можно повторять. Переход на следующий слайд – по кнопке далее.





Ссылки на источники:

Шаблон презентации :

<http://www.english-study-cafe.ru/index.php/powerpoint-dlya-vsekh/shablony-prezentatsi/?start=60>

Учебник английского, 4 класс УМК “Enjoy English”, Биболетова М.З