

Занятие 2

Поездка в лес или приключение
лисёнка и ежа.

Учитель: Переверзева И.В.


МОЯ СЕМЬЯ




Мои подружки




Ёжик и лисёнок остались
одни в лесу.



Прогулка по лесу вместе с ёжиком и лисёнком.



Как прекрасен этот мир!



Мы всем придём на
помощь.



Выполни задание ёжика.

The worksheet is divided into three horizontal sections, each marked with a pencil icon in the top-left corner and a paperclip icon in the top-right corner.

- Top Section:** A tracing exercise featuring a series of connected triangles. The first row shows a solid line, and the second row shows a dashed line for tracing.
- Middle Section:** A large grid for dot-marker and dot-marker activities. The top-left part of the grid contains a pattern of squares, some solid and some dashed. Below this, there is a hexagon shape with dots inside and around it, and a dashed outline of a hedgehog's head and body. To the right of the grid is a drawing of a hedgehog with an apple on its back and a mushroom below it.
- Bottom Section:** A handwriting practice area with four rows of slanted lines. The first row contains vertical lines, the second row contains 'L' shapes, the third row contains 'I' shapes, and the fourth row contains 'L' shapes with dots.

5

До новых встреч!

Новые приключения ждут
вас в следующий раз.