

ГОЛУБЬ МИРА



postcards.xx.narod.ru





2. 2. 10
28.12.61.

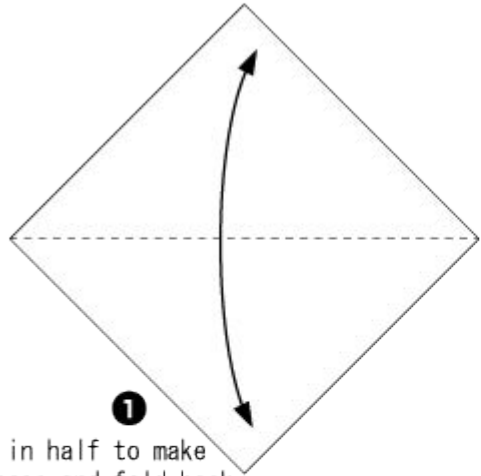




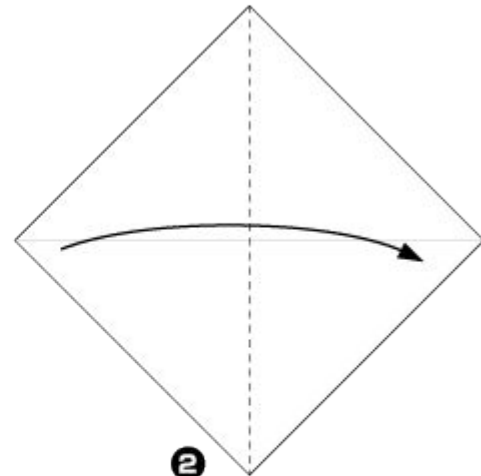


Г
О
Л
У
Б
Ь

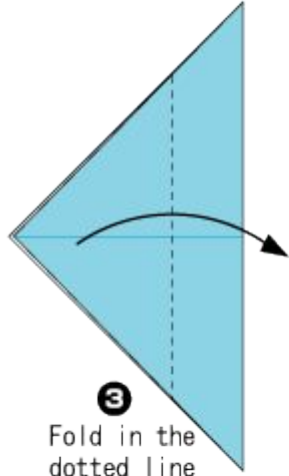
М
И
Р
А



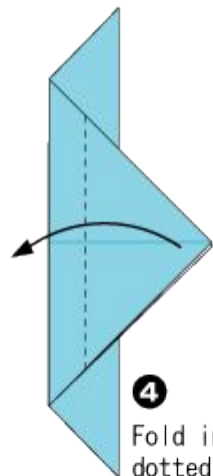
1
Fold in half to make a crease and fold back



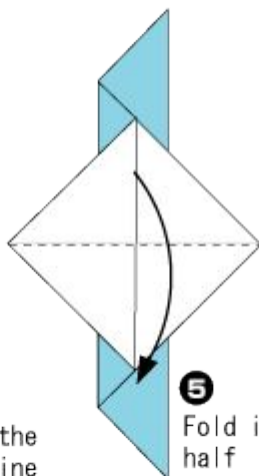
2
Fold in half



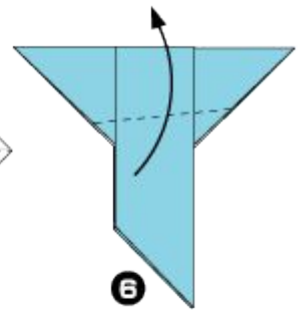
3
Fold in the dotted line



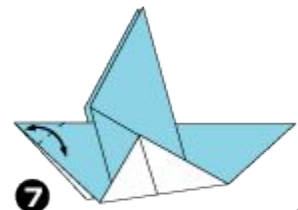
4
Fold in the dotted line



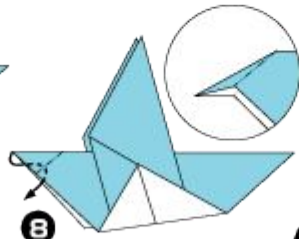
5
Fold in half



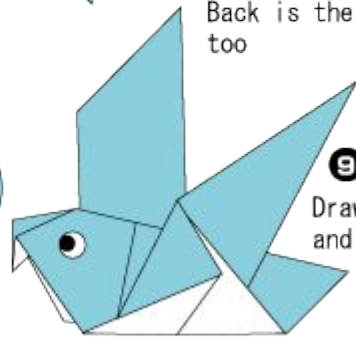
6
Fold in the dotted line. Back is the same, too



7
Fold to make a crease and fold back



8
Pocket fold in the dotted line



9
Draw eyes and finished

*Arrangement of Traditional Diagram: Fumiaki Shingu

A Pigeon



Миру – мир