

SINGING IS GREAT!

English club hour for the 4th - 11th Grades

Из опыта работы

Автор:

Ольга Михайловна Степанова,
учитель английского языка
МБОУ «Цивильская СОШ №1
имени Героя Советского Союза
М.В. Силантьева»
города Цивильск Чувашской
Республики
2019



Цель занятия – активизация повседневной лексики.



Материал занятия – песня “**I love you your button nose...**”

Step 1

Listening to the song

“I love you your button nose...”



The address of the song

<https://youtu.be/VwsmYxJIXhY>

The lyrics of the song

I love you
Your button nose
Your eyes, your ears
Your knees and toes
I love you
Up to the sky
Past the moon
And stars so high
If you feel alone and scared
Always know that I'll be there
Just like one and one make two
You love me
And I love you

I love you
In every way
All you do
And all you say
My love for you
Will always be
Deeper than the
Deep blue sea
Even if you're sad or blue
It's ok 'cause I love you
Just like one and one make two
You love me
And I love you

Step 2

Every student gets a sheet of paper with the lyrics of the song and translates the song into Russian with the teacher



These are sheets of papers with the lyrics of the song for every student

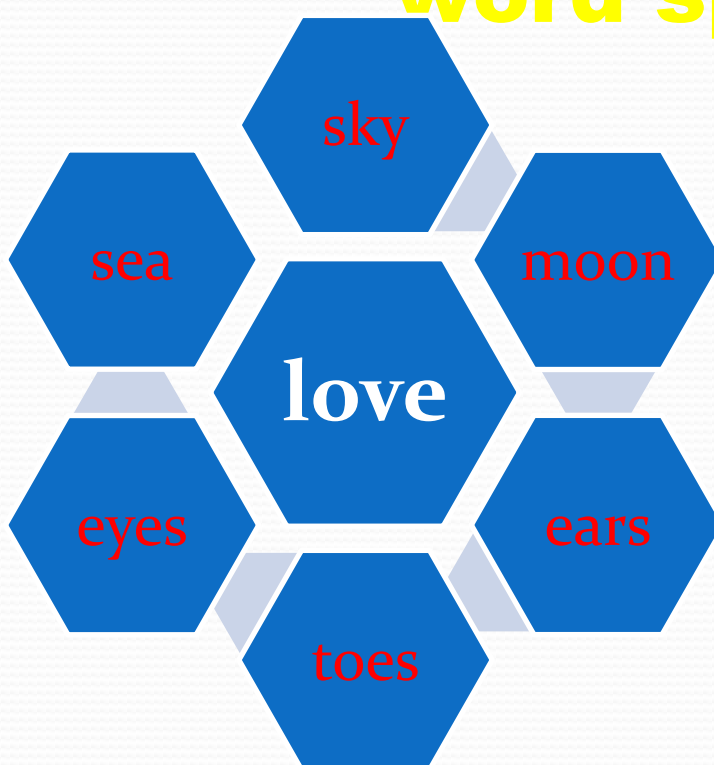
Step 3

**Reading the song one by one and
listening to it again and
singing along**



Step 4

Making active Glossary in spider diagram format: the teacher dictates the words in Russian and the students make one or two or three word spidergrams



Step 5

Listening to the song again and singing it along

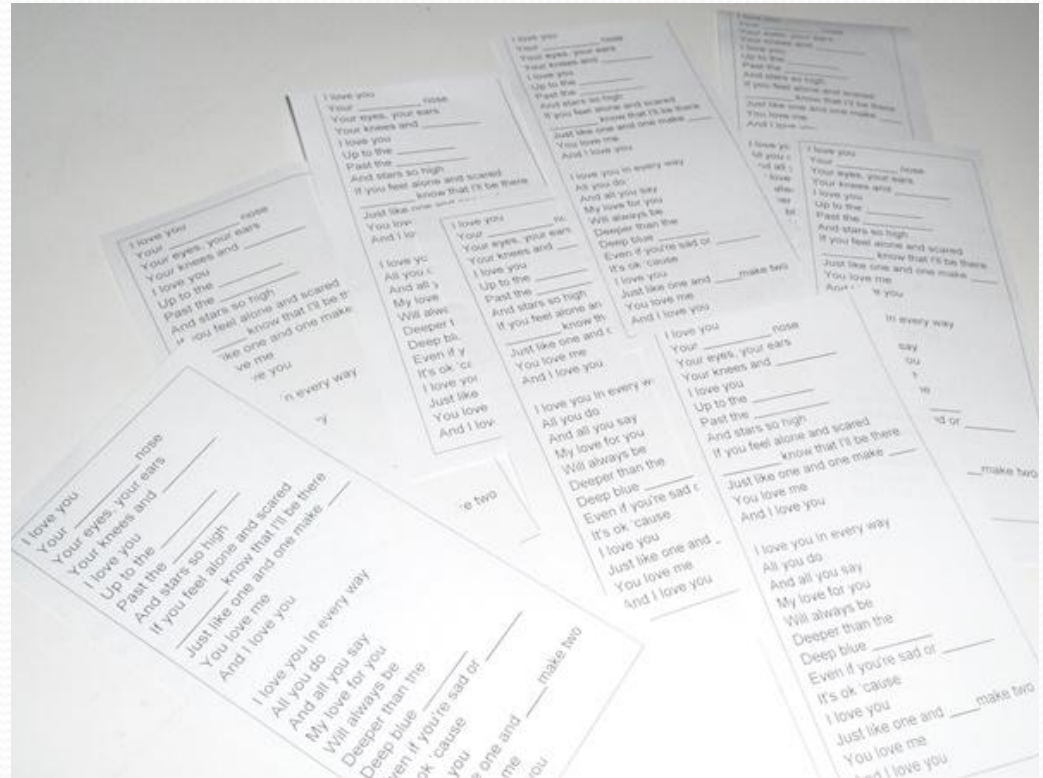


Step 6

Filling the gaps in the song

I LOVE YOU
YOUR _____ NOSE
YOUR EYES, YOUR EARS
YOUR KNEES AND _____
I LOVE YOU
UP TO THE _____
PAST THE _____
AND STARS SO HIGH
IF YOU FEEL ALONE AND SCARED
_____ KNOW THAT I'LL BE THERE
JUST LIKE ONE AND ONE MAKE _____
YOU LOVE ME
AND I LOVE YOU

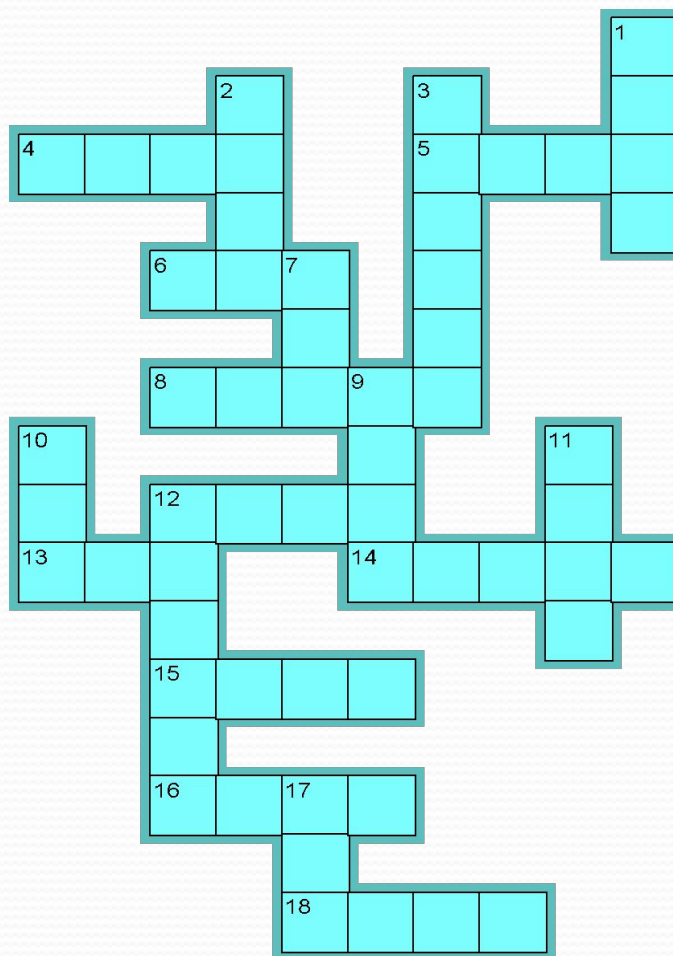
I LOVE YOU IN EVERY WAY
ALL YOU DO
AND ALL YOU SAY
MY LOVE FOR YOU
WILL ALWAYS BE
DEEPER THAN THE
DEEP BLUE _____
EVEN IF YOU'RE SAD OR _____
IT'S OK 'CAUSE
I LOVE YOU
JUST LIKE ONE AND _____ MAKE TWO
YOU LOVE ME
AND I LOVE YOU



Sheets for each student

Step 7

Solving a crossword made of words of the song




Across

4. луна (4)
5. любовь (4)
6. два (3)
8. колени (5)
12. синий (4)
13. ты (3)
14. звёзды (5)
15. пальцы на ногах (4)
16. ос (4)
18. глубокий (4)

Down

1. чувствовать (4)
2. знать (4)
3. всегда (6)
7. один (3)
9. глаза (4)
10. небо (3)
11. уши (4)
12. кнопка (6)
17. печальный (3)

These are sheets of paper with crosswords. Each student is given a crossword to solve.



Step 8

Relaxing: students express their mood and sing the song along again



The answers of the crossword





**Thank You
for Your Interest
to my English Club
Activity!**

See You!

Источник:

The Kiboomers I Love You Lyrics /

<http://www.songlyrics.com/the-kiboomers/i-love-you-lyrics/>

I Love You Song <https://youtu.be/VwsmYxJIXhY>

Изображения:

http://img.51miz.com/Element/00/17/63/88/d4348395_E176388_8cb275b1.png!/quality/90/unsharp/true/compress/true/format/png

<http://bestkidsapps.ru/wp-content/uploads/2012/08/bks3.jpg>

<https://encrypted-tbn0.gstatic.com/images?q=tbn:ANd9GcRhSAZQmFflsg3Ex6T3vglhH0wWeZaX5d8sFKl7wWKOzljBxJ4e>

Фото-изображения взяты из личного архива