

Кубански

A bowl of Kuban dumplings (varеники) garnished with fresh green herbs. The dumplings are white and have a characteristic shape with a ruffled edge. They are served in a dark purple bowl with a white rim. The background is a light-colored, textured surface.

е

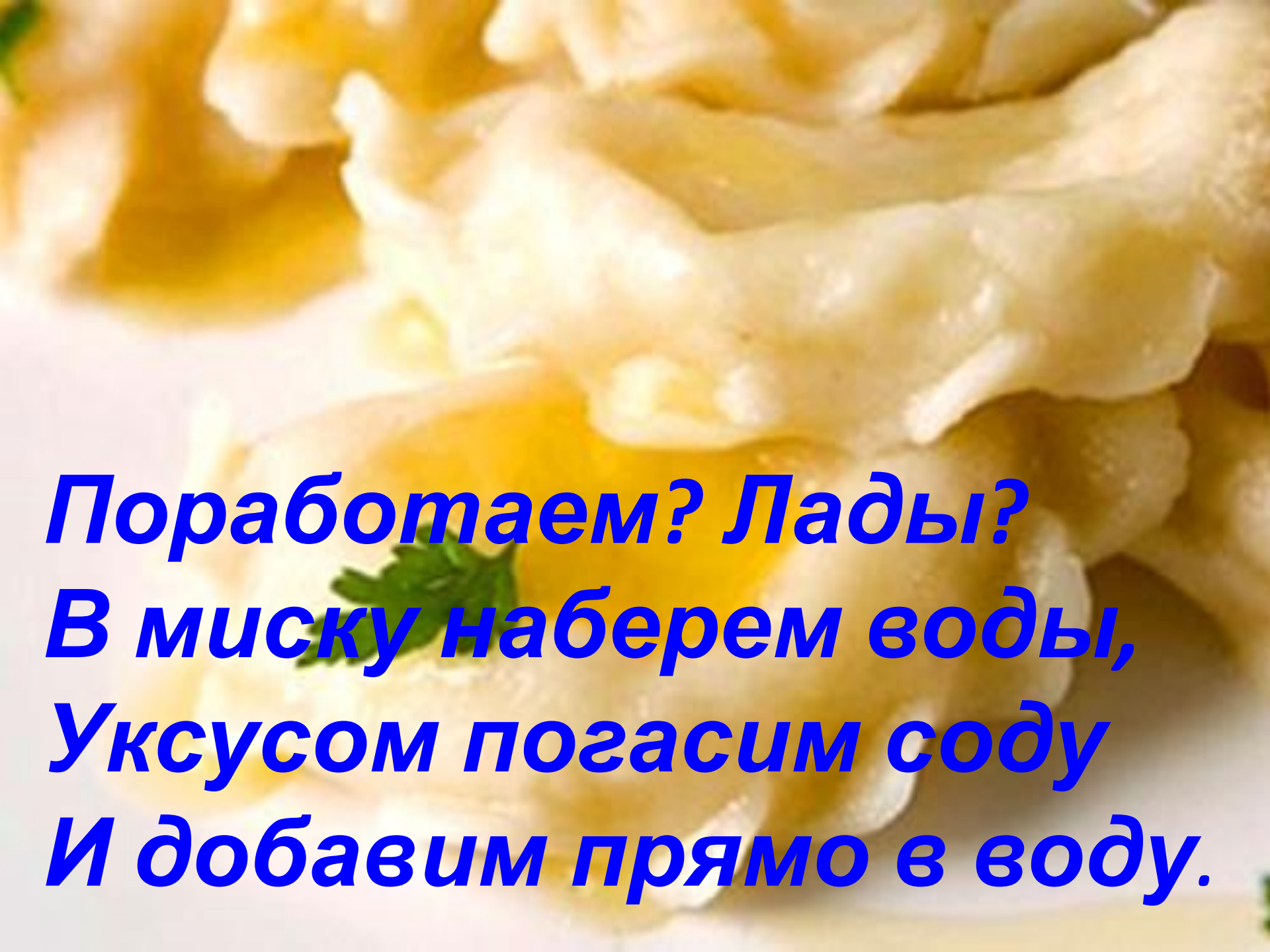
вареники

Презентация подготовлена учителем начальных классов МБОУ СОШ № 1 им
Ляпидевского
Нестеренко Н.В.




***Вот бы вкусно
пообедать,
Да вареников
отведать.***


Теперь можно и...



***Поработаем? Лады?
В миску наберем воды,
Уксусом погасим соду
И добавим прямо в воду.***



***Всыплем соли, сахарку
И пшеничную муку
Через ситечко просеем.
Это мы вполне сумеем.***

A close-up photograph showing a person's hands rolling a piece of dough on a wooden surface. The hands are positioned to guide a wooden rolling pin, which is partially visible. The surface is covered with a layer of white flour, and the dough is being flattened into a circular shape. The lighting is warm, highlighting the texture of the dough and the wood.

***Все сомнения оставим,
Масла постного
добавим,
Сок лимона.***

A close-up photograph showing a person's hand rolling a piece of soft, yellowish dough into a log shape on a wooden surface. Several other rolled dough logs are visible in the background and foreground, some resting on a light-colored surface. The lighting is bright, highlighting the texture of the dough and the wood.

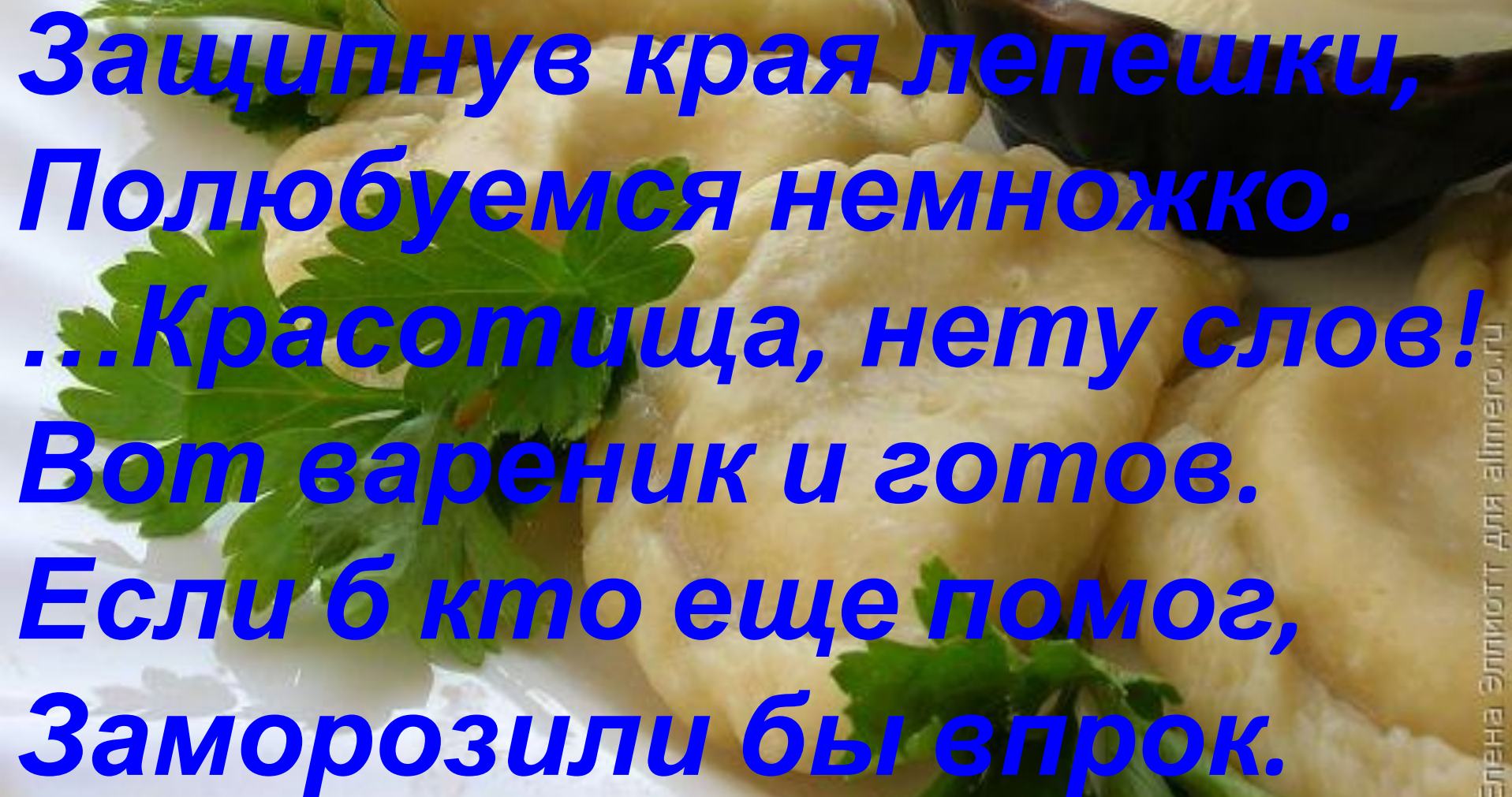
А теперь легко, как в сказке

Тесто превратим в колбаски

И порежем на кусочки.

A wooden rolling pin lies horizontally across the top left. To its right, a large piece of dough is partially covered with a white cloth. In the foreground, a round wooden board holds several flattened pieces of dough, each topped with a dollop of yellow potato filling. To the right of the board, two brown eggs are visible. The background is a dark wooden surface with some scattered grains.

***С вдохновением нам
присущим,
Их теперь слегка
расплющим
И положим в серединки
Из картофеля начинку.***



**Защипнув края лепешки,
Полюбуемся немножко.
...Красотища, нету слов!
Вот вареник и готов.
Если б кто еще помог,
Заморозили бы впрок.**

Приятного аппетита

!

