

# Стратегии обучения говорению при подготовке к ЕГЭ по английскому языку

---

Лоскутова Ольга Михайловна,  
МОУ «Гимназия 19»  
г.о. Саранск, 2016

# Устная часть

сдающие экзамен разговаривают с компьютером и ведется аудио и видеозапись этой части экзамена для последующей оценки экспертами

---

Задание 1 – базовый уровень Чтение вслух небольшого фрагмента текста

Задание 2 – базовый уровень Условный диалог-расспрос на основе зрительной опоры

Задание 3 – базовый уровень Монологическое тематическое высказывание на основе зрительной опоры (описание картинки)

Задание 4 – высокий уровень Монолог-сравнение двух картинок

В устной части экзамена проверяется владение спонтанной (неподготовленной) речью, поэтому перед выполнением каждого задания дается всего 1,5 минуты на ознакомление с ним и подготовку.

## Задание 1 Чтение отрывка 1 балл

[smashtrash.ru/govorenie/kak-podgotovitsya-k-govoreniyu.html](http://smashtrash.ru/govorenie/kak-podgotovitsya-k-govoreniyu.html)

---

Оцениваются умение выразительного чтения и произносительные навыки

- Паузы
- Фразовое ударение
- Интонационные контуры
- Произношение слов
- Ударение в словах

## Sample text Task 1

<http://smashtrash.ru/govorenie/kak-podgotovitsya-k-govoreniyu.html>

Mountain gorillas / live in the dense forests of Central Africa / and are one of man's closest relations in the animal kingdom. They live in family groups / and spend the day eating plants. Every evening each gorilla builds a nest to sleep in.

---

Mountain gorillas are black, / and have evolved very thick **fur** / so that they can withstand the cold mountain air. An adult male is called a silver back / because of the silver-grey fur / that grows on its back / when it reaches **maturity**. A silverback is about the same **height** as an average man but heavier. Females are much smaller.

The destruction of their natural habitat ! is a serious threat to gorillas. **Illegal** hunting and trading are also a problem. Tourism helps to **finance** the ongoing **efforts** / to save this **endangered species**. A few companies organise gorilla safaris / so that people can see these amazing **creatures** at first hand. Some of the money from these tours ! goes to wild life **organisations** to protect the gorillas.

<http://smashtrash.ru/govorenie/kak-podgotovitsya-k-govoreniyu.html>

## Sample text Task 1

<http://smashtrash.ru/govorenie/kak-podgotovitsya-k-govoreniyu.html>

Some paintings found in different caves around the world are **recognized** as the work of Stone Age artists. But what was the purpose of the paintings? Why were they hidden in a dark room where there is no **evidence** that cave people lived?

No one really knows, but there is one theory that makes great sense. It is called the theory of Sympathetic Magic. According to this, the cave people believed that if they could make a likeness of an animal, they could put a **spell** over it. This spell would give the tribe power over the **live** animal.

# Подготовка к выполнению задания 1

---

- Прослушать текст, отметить паузы и интонацию.
- Понять, почему паузы сделаны в этих местах (смысловые группы).
- Научиться делить простые и сложные предложения на смысловые синтагмы.
- Отметить трудные для произнесения слова (звуки, ударение), повторить правила чтения и исключения из правил.
- Поработать с текстом самостоятельно.
- Отработать навыки чтения на тренажере (время!)

Задание 2 - Изучить рекламное объявление  
и задать 5 прямых вопросов на основе рекламной  
картинки и ключевых слов – 5 баллов

---

Оцениваются

- Правильная грамматическая форма прямого вопроса
- Правильная интонационная окраска различных типов прямых вопросов
- Коммуникативная составляющая вопроса

Task 2. Study the advertisement.

You are considering buying the book and now you'd like to get more information.

In 1.5 minutes you are to ask five direct questions to find out about the following:

- 1) **if** it's a paperback edition     ↗ **Is it** a paperback edition?
- 2) **number** of illustrations     ↘ **How many** illustrations are there?
- 3) vegetarian dishes     ↗ **Are there** vegetarian dishes?
- 4) **the price**     ↘ **How much** is the book?
- 5) audio version of the book     ↗ **Is there** audio version of the book?

You have 20 seconds to ask each question.





1. Location/Place –	Where
2. Duration/ length -	How long
3. Number –	How many
4. Date/ Time –	When, What time
<hr/>	
5. Availability –	Is/ Are there
6. Distance to –	How far
7. Square footage –	What is the area
8. Opening hours –	What are your opening hours?
9. Admission fee/ Tuition fee –	How much is the ... fee?
10. Cost of ... –	How much
11. Price –	How much
12. Rates –	How much
13. Discounts -	Do you offer any discounts?

## Question words

1. Location/Place – **Where** + **вспом. глагол** + **подлежащее** + **часть сказуемого**
2. Duration/ length - How long
3. Number – How many

---

4. Date/ Time – When, What time    Do you offer any discounts?
5. Availability – Is/ Are there
6. Distance to – How far
7. Square footage – What is the area
8. Opening hours – What are your opening hours?
9. Admission fee/ Tuition fee – How much is the ... fee? Is there an admission fee?
10. Cost of ... – How much
11. Price – How much
12. Rates – How much

1. City activities – Do you organize city activities for students?  
What city activities do you offer for students?
2. The seller's location – Where are you located? Where can I collect the chair?
3. Delivery options – Do you deliver the chair?
4. ~~Multiple centres – Do you have multiple centres?~~
5. Hours of operation – What time do you work?
6. Nearest parking – Where is the nearest parking?
7. Length of subscription – How long does the ... last?
8. Autograph signing – Can I get the autograph?
9. Time of event – When does the event take place?
10. Location of event – Where will the event take place?
11. Many people attending – How many people will come? Will many people attend the event?
12. Start time – What time will the fair begin?

## Подготовка к выполнению задания 2

---

- Понять, о чем надо задать **прямые** вопросы (картинка, опорные слова)
- Определить время (tense) вопросов и вспомогательный глагол, (вспомнить порядок слов)
- Определить тип вопроса (общий – специальный)
- Определить интонацию вопроса
- Отработать задание на тренажере

### Задание 3 – Описание картинки – 7 баллов

Из трех выбранных фотографий здесь предлагается выбрать одну и представить ее «собеседнику»

**В СООТВЕТСТВИИ С ПРЕДЛОЖЕННЫМ ПЛАНОМ.**

Task 3. Imagine that these are photos from your photo album. Choose one photo to present to your friend. You will have to start speaking in 1.5 minutes and will speak for not more than 2 minutes (12–15 sentences). In your talk remember to speak about:

- **where** and when the photo was taken
- what/who is in the photo
- what is happening
- why you **keep** the photo in your album
- why you decided to show the picture to your friend

You have to talk continuously, starting with: “I’ve chosen photo number...”

## Задание 3 Схема ответа

I've chosen photo number 1/2/3

**Look!** I want to show a photo of/which shows..../I'd like to show you one of the photos. It's great!

---

1. This photo was taken ...

.....

2. In the photo you can see ...

.....

.....

3. He/she is ...-ing.

.....

4. I keep this photo in my album because ...

5. I've decided to show this photo to you because ...

**I hope you'll like the photo./I think the photo will be interesting for you.**

I've chosen photo number...

**Look!** I want to show you one of the photos in my album. Well, you know I never go anywhere without a camera.

1. This photo was taken last year when my family and I went to... The journey was exciting and I took a lot of photos. However, I especially admire this one.

2. ***In the photo you can see*** (people: family, friends, classmates). [*She/ He is (age). She/ He looks ... (nice, happy, bored, tired, excited); She/ He has ... on*]; objects/ transport (big/ small, nice, modern/ old-fashioned, red). ***The weather is*** (sunny, misty (foggy), rainy, warm, hot, cold).

***In the background there is/ are... In the middle... In the foreground....***

3. *They are Ving. He/ she is Ving. She/ He was* so impressive that I decided to take the picture.

4. I keep this photo in my album because I want to see again one of the most remarkable moments of my trip / visit.

5. So, I've decided to show this photo to you so that you could tell me if I should upload it to my blog.

**I think, the photo will be interesting for you.**

## Подготовка к выполнению задания 3

---

- Придумать и выучить шаблон
- Повторить Present Continuous Tense для описания картинки.
- Повторить лексику для описания людей/животных/объектов/погоды.
- Отработать ответ на тренажере (время!)





Задание 4 Сравнение двух картинок  
в соответствии с предложенным планом – 7 баллов

Task 4. Study the two photographs. In 1.5 minutes be ready to compare and contrast the photographs:

- give a brief description of the photos (action, location)
- say what the pictures have in common
- say in what way the pictures are different
- say which of **the ways of taking care of your health** presented in the pictures you'd prefer
- explain why

You will speak for not more than 2 minutes (12–15 sentences). You have to talk continuously.



## Задание 4 Схема ответа + Шаблон

**Introduction**                      **Now I'm going to compare and contrast these two photos.**

**1. A brief description**    Both pictures show *people/ animals* + *Where*. They are + *Action*.

---

**2. Similarities**                      The pictures have some things in common. One similarity is .....  
Another similarity is .....

**3. Differences**                      However, there are some differences. In the first photo ..., whereas  
in the second one .... Besides, the first picture shows ... , while  
the other picture depicts ... .

**4. Your preference**    As for me, I'd prefer the **п. 4 в задании** presented in the 1/2 picture.

**5. Why**                      Since I am into ... I like ... more than ... I also hate .... So, my choice is...

**Conclusion**                      **That's all I've got to say.**

## Подготовка к выполнению задания 4

---

- Создать и выучить шаблон
- Изучить пункт 4 плана в задании, чтобы знать ЧТО сравнивать
- Определить по 2 (минимум) сходства и отличия
- Отработать ответ на тренажере (время!)

Почапаева А.В. Немькина А.И.

# ЕГЭ



## УСТНАЯ ЧАСТЬ

## АНГЛИЙСКИЙ ЯЗЫК

360

LANGUAGE

# ЕГЭ УСТНАЯ ЧАСТЬ АНГЛИЙСКИЙ ЯЗЫК

- ▶ **Sample Test**
- ▶ **Tests 1 - 20**
- ▶ **Audio to Tasks 1**
- ▶ **Strategies**
- ▶ **Credits**



# ЕГЭ УСТНАЯ ЧАСТЬ АНГЛИЙСКИЙ ЯЗЫК

## TEST TASKS

Test 1

Test 2

Test 3

Test 4

Test 5

Test 6

Test 7

Test 8

Test 9

Test 10

Test 11

Test 12

Test 13

Test 14

Test 15

Test 16

Test 17

Test 18

Test 19

Test 20



**BACK  
TO MAIN MENU**

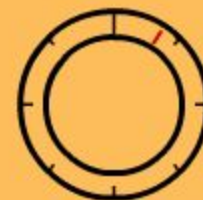
## Задание 1

Imagine you are preparing a project with your friend. You have found some interesting material for the presentation and you want to read this text to your friend. You have 1.5 minutes to read the text silently, then **be ready to read it out loud**. You will have not more than 1.5 minutes to read it.

Gymnastics is a complex sport where athletes perform exercises and routines. Gymnastics goes back to the times of Ancient Greece where it evolved from exercises including skills for mounting and dismounting a horse, and from circus performance skills.

Modern gymnasts must prove their strength, flexibility, agility and power. They must show how balanced they are, how coordinated they are, and how gracefully they can move. Gymnasts rely on a strong body and muscles to perform routines in gymnastics. They also must be able to move the body in a variety of ways. It is essential to possess enough physical strength to complete a gymnastic move. Gymnasts have to move quickly, easily and smoothly. Moreover, it is important to demonstrate a good timing of their moves.


Typically, women perform routines on uneven bars, the balance beam, and the vault. Women's events also involve floor exercise. Men perform floor exercise as well as routines on the pommel horse, still rings, the vault, parallel bars, and the high bar.



Gymnastics is a complex sport where athletes perform exercises and routines. Gymnastics goes back to the times of Ancient Greece where it evolved from exercises including skills for mounting and dismounting a horse, and from circus performance skills.

Modern gymnasts must prove their strength, flexibility, agility and power. They must show how balanced they are, how coordinated they are, and how gracefully they can move. Gymnasts rely on a strong body and muscles to perform routines in gymnastics. They also must be able to move the body in a variety of ways. It is essential to possess enough physical strength to complete a gymnastic move. Gymnasts have to move quickly, easily and smoothly. Moreover, it is important to demonstrate a good timing of their moves.

Typically, women perform routines on uneven bars, the balance beam, and the vault. Women's events also involve floor exercise. Men perform floor exercise as well as routines on the pommel horse, still rings, the vault, parallel bars, and the high bar.







## Задание 2

### Study the advertisement.

You are considering enrolling for the course and now you'd like to get more information. In 1.5 minutes you are to ask **five** direct questions to find out the following:

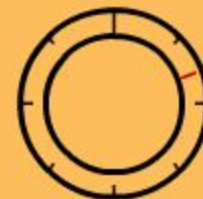
- 1) **availability of courses**
- 2) **intensive course duration**
- 3) **dates for intensive course**
- 4) **what is included in course program**
- 5) **availability of student discounts**

You have 20 seconds to ask each question



**You are to ask five direct questions to find out the following:**

- 1) availability of courses
- 2) intensive course duration
- 3) dates for intensive course
- 4) what is included in course program
- 5) availability of student discounts



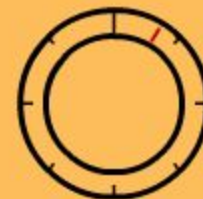
### Задание 3

Imagine that while celebrating New Year/Christmas you took some photos. Choose **ONE** photo to present to your friend.

You will have to start speaking in 1.5 minutes and will speak for not more than 2 minutes (12-15 sentences). In your talk **remember to speak about:**

- when you took the photo
- what/who is in the photo
- what is happening
- why you took the photo
- why you decided to show the picture to your friend

You have to talk continuously, starting with "I've chosen photo number ..."



In your talk **remember to speak about:**

- when you took the photo
- what/who is in the photo
- what is happening
- why you took the photo
- why you decided to show the picture to your friend

**You have to talk continuously, starting with “I’ve chosen photo number ...”**

**360°**  
LANGUAGE



#### Задание 4

Study the two photographs. In 1.5 minutes be ready to compare and contrast the photographs.

- 1) give a brief description of the photos (action, location)
- 2) say what the pictures have in common
- 3) say in what way the pictures are different
- 4) say which style you prefer
- 5) explain why

You will speak for not more than 2 minutes (12-15 sentences).  
You have to talk continuously.



**Compare and contrast the photographs.**

- 1) give a brief description of the photos (action, location)
- 2) say what the pictures have in common
- 3) say in what way the pictures are different
- 4) say which style you prefer
- 5) explain why

**You will speak for not more than 2 minutes (12-15 sentences). You have to talk continuously.**

- Необходимо создавать на уроках коммуникативные ситуации, в ходе которых учащиеся естественно осуществляют запрос информации – задают вопросы – и обмениваются ею.
- Следует формировать умения спонтанной речи на основе плана и других вербальных опор – полезных слов и выражений –и шире использовать визуальные опоры.
- Рекомендуется также время от времени делать аудиозапись ответов учащихся, а затем обсуждать их

