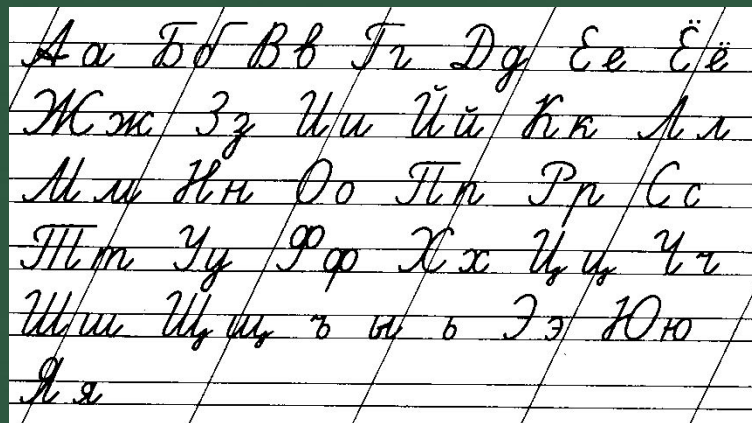


# Анимированный плакат

## Письменные буквы русского алфавита



Чулихина Е.А.

учитель начальных классов  
МОУ «Малодубенская СОШ»

Орехово-Зуевского района Московской области

[e.a@mail.ru](mailto:e.a@mail.ru)




Аа <b>Аа</b>	Бб <b>Бб</b>	Вв <b>Вв</b>	Гг <b>Гг</b>	Дд <b>Дд</b>
Ее <b>Ее</b>	Ёё <b>Ёё</b>	Жж <b>Жж</b>	Зз <b>Зз</b>	Ии <b>Ии</b>
Йй <b>Йй</b>	Кк <b>Кк</b>	Лл <b>Лл</b>	Мм <b>Мм</b>	Нн <b>Нн</b>
Оо <b>Оо</b>	Пп <b>Пп</b>	Рр <b>Рр</b>	Сс <b>Сс</b>	Тт <b>Тт</b>
Уу <b>Уу</b>	Фф <b>Фф</b>	Хх <b>Хх</b>	Цц <b>Цц</b>	Чч <b>Чч</b>
Шш <b>Шш</b>	Щщ <b>Щщ</b>	Ъъ <b>Ъъ</b>	Ыы <b>Ыы</b>	Ьь <b>Ьь</b>
Ээ <b>Ээ</b>	Юю <b>Юю</b>	Яя <b>Яя</b>		


A a

A a



a



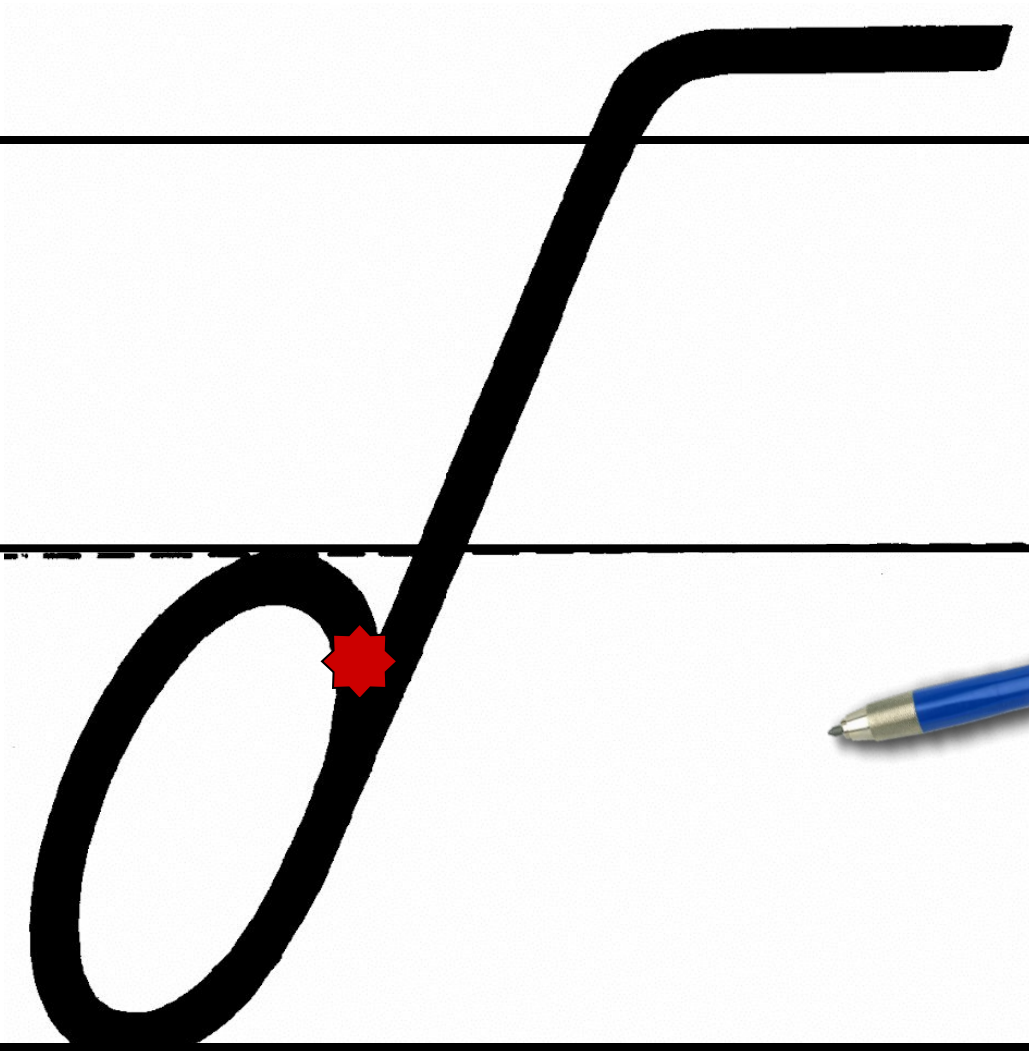



Б б

Б

б









**B B**

B b b



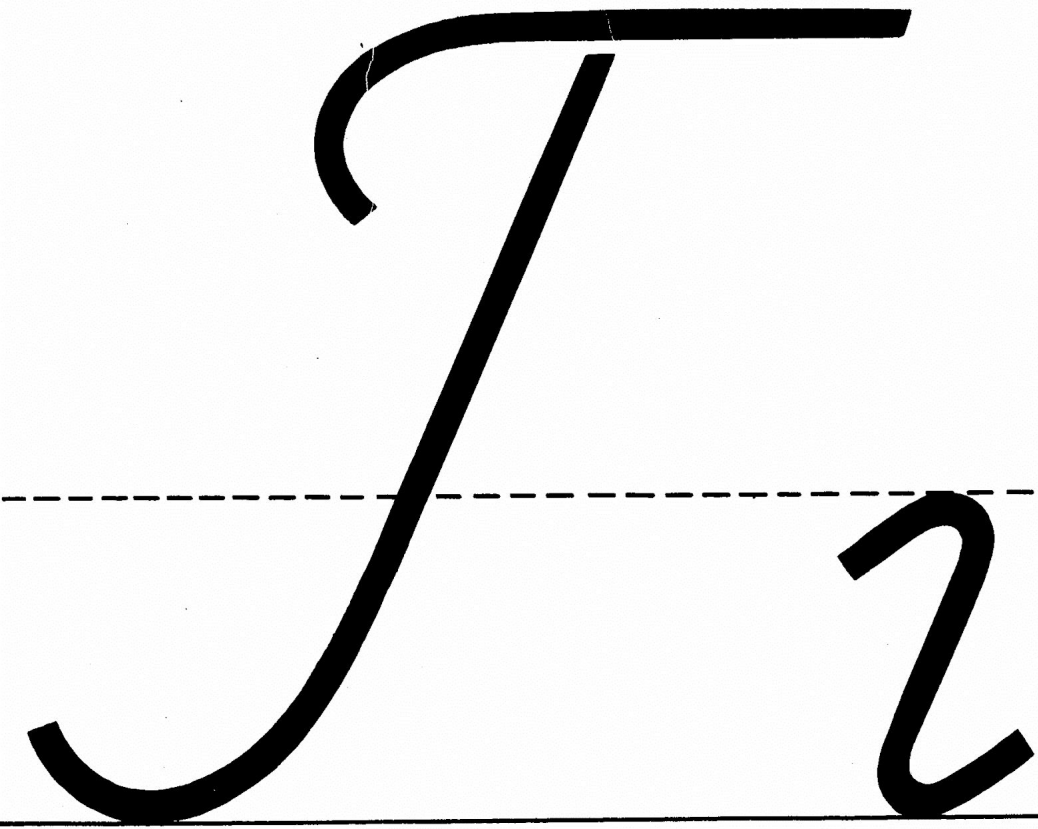


6



B





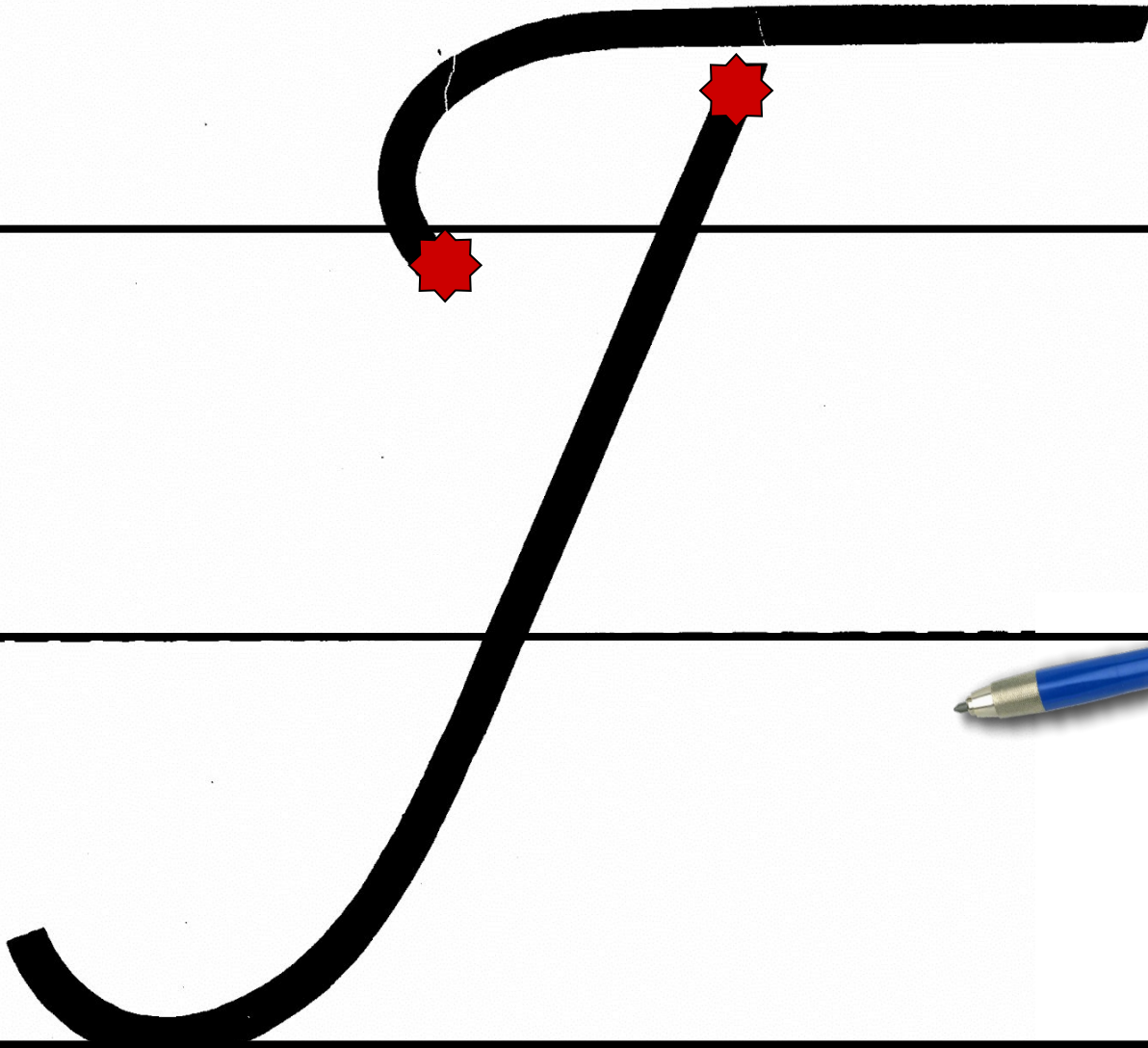
---

---

---

2





Дд

Dd





g





E e


E

e



e





E e

Ë

ë



e







**Ж ж**

Ж

ж



---

---

2K

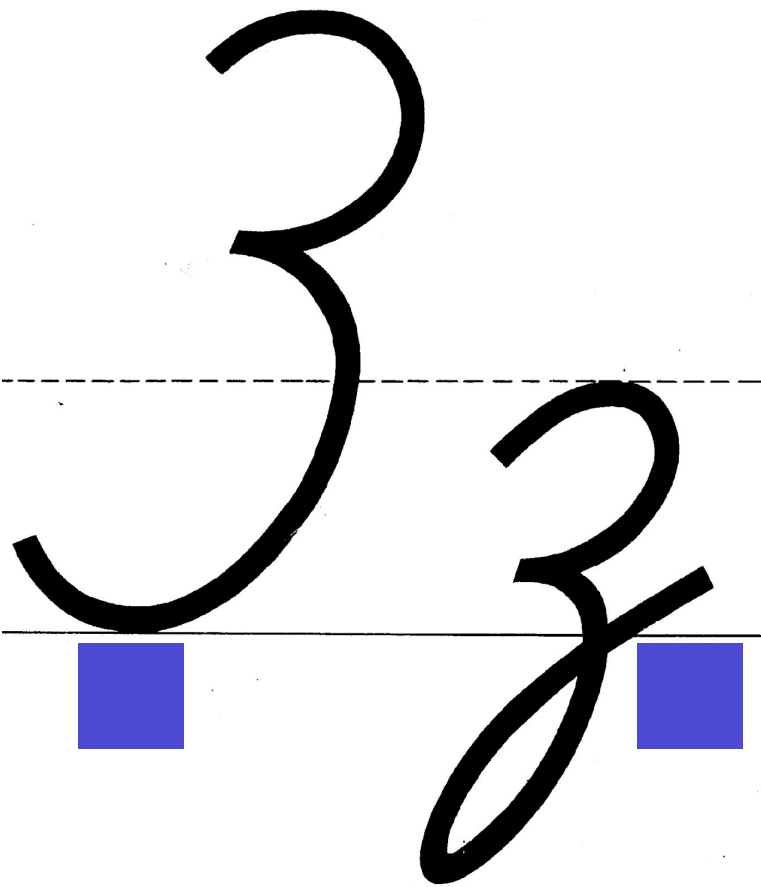




A large, thick, black handwritten letter 'K' is shown on a set of four horizontal lines. The letter is formed by three strokes: a top curve, a vertical stem, and a bottom curve. The top curve starts at a red starburst on the second line from the top, goes up and over the top line, then down to the bottom line. The vertical stem starts at the top line, goes down to the bottom line, and then curves back up to the top line. The bottom curve starts at the bottom line, goes down and then up to the top line.



3 3



---

3

---

---



3



И И

И И

и и



u





21



Й

й



Handwriting practice lines with a cursive letter 'u' and a pen nib.



A large, thick, black cursive letter 'u' written on the handwriting lines. The letter starts on the middle line, goes down to the bottom line, loops back up to the middle line, and then loops back down to the bottom line.



Kk

Kk



Handwritten cursive letter 'k' with two red starburst markers indicating stroke direction.



Handwritten cursive letter 'K' on a four-line grid. Two red starburst markers indicate the starting points for the two main strokes: the top one for the upper arm and the middle one for the lower loop.




Л л

Л

л







Handwritten cursive letter 'A' on a four-line grid. A red starburst icon is at the starting point of the letter on the bottom line.



M M

M M m m



---

---

---

π



Handwritten cursive letters 'M' and 'A' on a four-line grid. A red starburst marks the starting point of the 'M' at the bottom left line.



Н Н

Н

Н



Handwritten letter 'H' on a four-line grid. A red starburst is placed at the top of the left vertical stroke, indicating the starting point for writing.



H







---

---

0

o







Handwritten uppercase 'H' and lowercase 'h' in a box.

Handwritten cursive letters 'H' and 'h' on a four-line grid. The uppercase 'H' spans from the top line to the bottom line. The lowercase 'h' spans from the middle dashed line to the bottom line. Two blue squares are positioned below the bottom line, one under the 'H' and one under the 'h'.




12

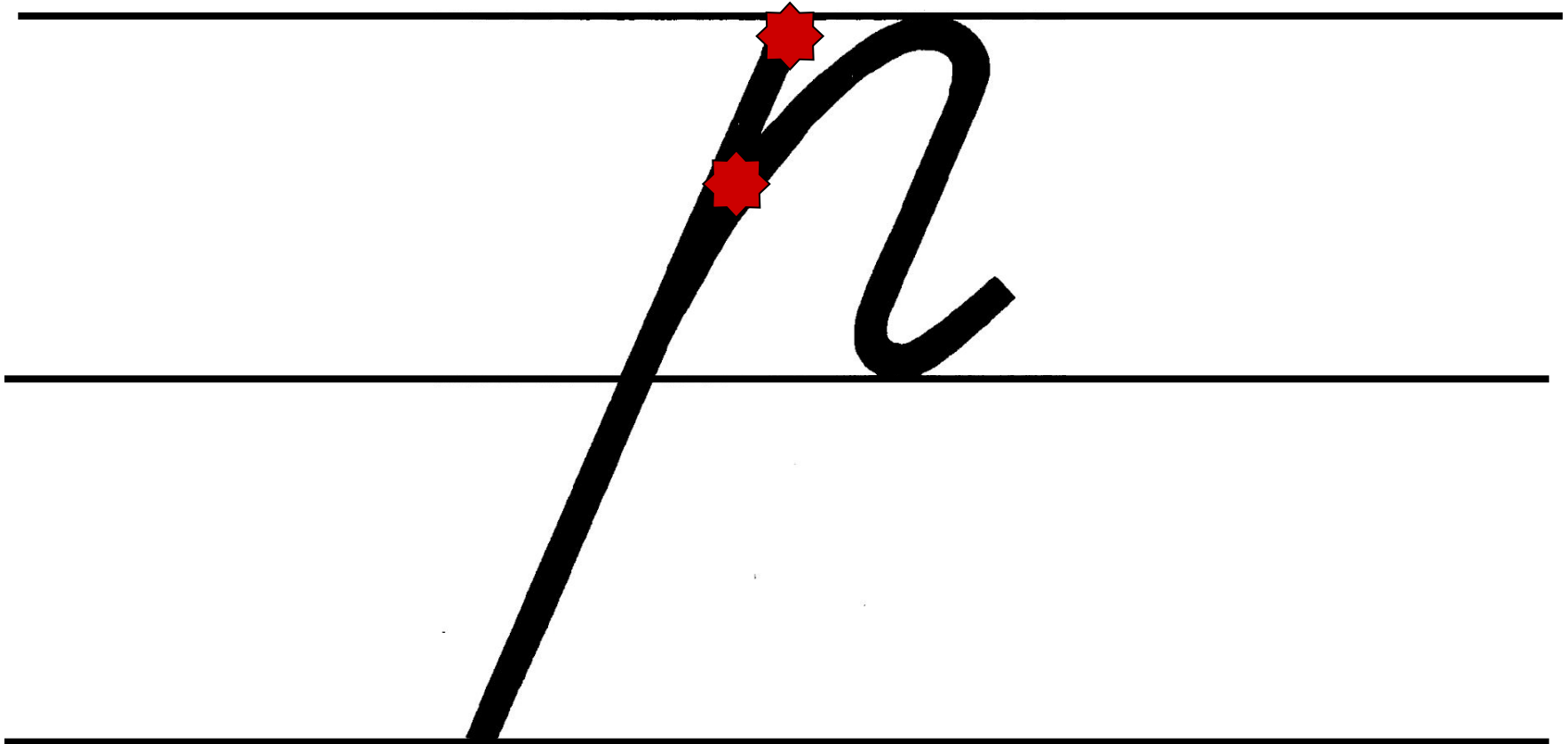


Handwritten cursive letter 'X' on a four-line grid. The letter is drawn with thick black strokes. Three red star-shaped markers are placed at the top of the letter: one at the start of the left stroke, one at the top of the right stroke, and one at the top of the right stroke's second curve.




Pp









Cc

Cc



C



É



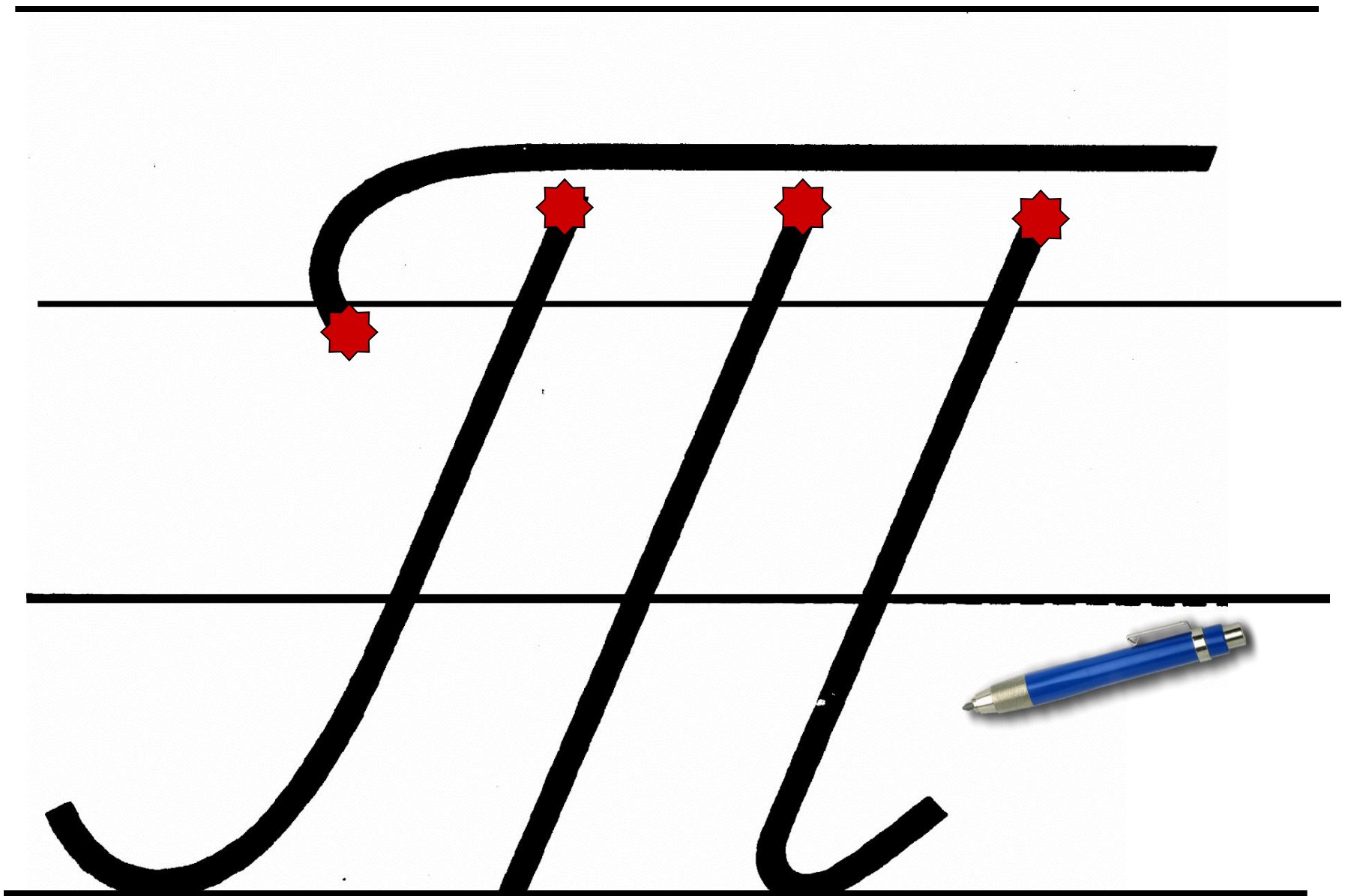
T t

T t



Handwritten cursive letter 'm' on a set of four horizontal lines. A red starburst icon is placed at the top of the first vertical stroke to indicate the starting point.





yy

y y






y



g



Ф ф





g



X x

X



x



---

---

---



x



Handwritten cursive letter 'x' on a four-line grid. The letter is drawn with a thick black stroke. Two red starburst markers are placed at the top of the two loops, indicating the starting points of the strokes. The letter is positioned between the second and fourth lines from the top.







Uy



Handwritten cursive letters 'D' and 'G' on a set of five horizontal lines. A red starburst icon is placed at the top of the 'D' to indicate the starting point of the stroke.



44

4

4



7



Handwritten cursive letter 'y' on a four-line grid. A red starburst marks the starting point at the top line.





W

w



Handwritten cursive letters 'm' and 'n' on a four-line grid. A red starburst is placed at the top of the first 'm' stroke.





Handwritten cursive letters 'd' and 'll' on a four-line grid. A red starburst marks the starting point of the 'd' stroke.





Щ щ

Щ щ



u y



W



b


b



---

---

---



Ы

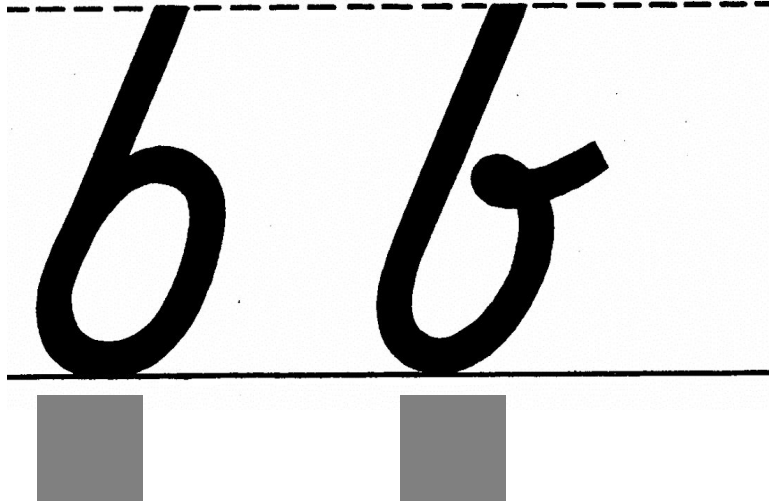
Ы



64







6




6



Э э

Э э





3



Ю ю

Ю

Ю Ю



HO





10



10



Я Я

Я


я



g



g



# Используемые материалы:

1. Голованов Ф.Г. *Демонстрационные карточки печатных и письменных букв*. М., Просвещение, 1971 г.
2. <http://www.lenagold.ru/fon/clipart/k/kar/karanda16.png> (картинка с изображением ручки)
3. [www.it-n.ru/communities.aspx?cat\\_no=5025&lib\\_no=23224&tmpl=lib](http://www.it-n.ru/communities.aspx?cat_no=5025&lib_no=23224&tmpl=lib) (шаблон с изображением школьной доски)



**Завершить показ**