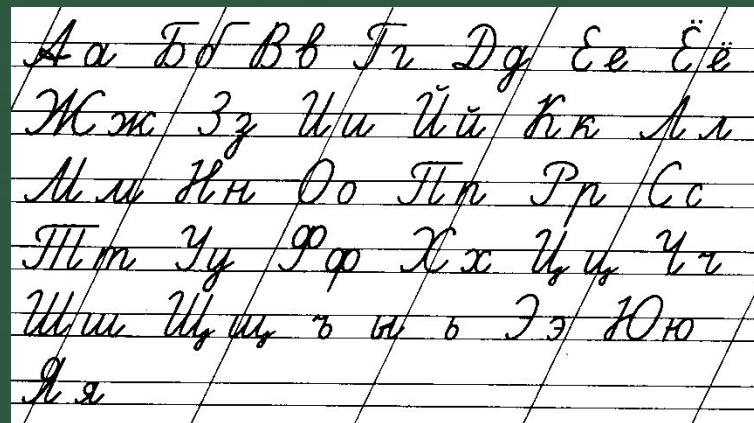


Анимированный плакат

Письменные буквы русского алфавита



Аа Аа	Бб Бб	Вв Вв	Гг Гг	Дд Дд
Ее Ее	Ёё Ёё	Жж Жж	Зз Зз	Ии Ии
Йй Йй	Кк Кк	Лл Лл	Мм Мм	Нн Нн
Оо Оо	Пп Пп	Рр Рр	Сс Сс	Тт Тт
Уу Уу	Фф Фф	Хх Хх	Цц Цц	Чч Чч
Шш Шш	Щщ Щщ	Ъъ Ъъ	Ыы Ыы	Ьь Ьь
Ээ Ээ	Юю Юю	Яя Яя		


A a

A a



a



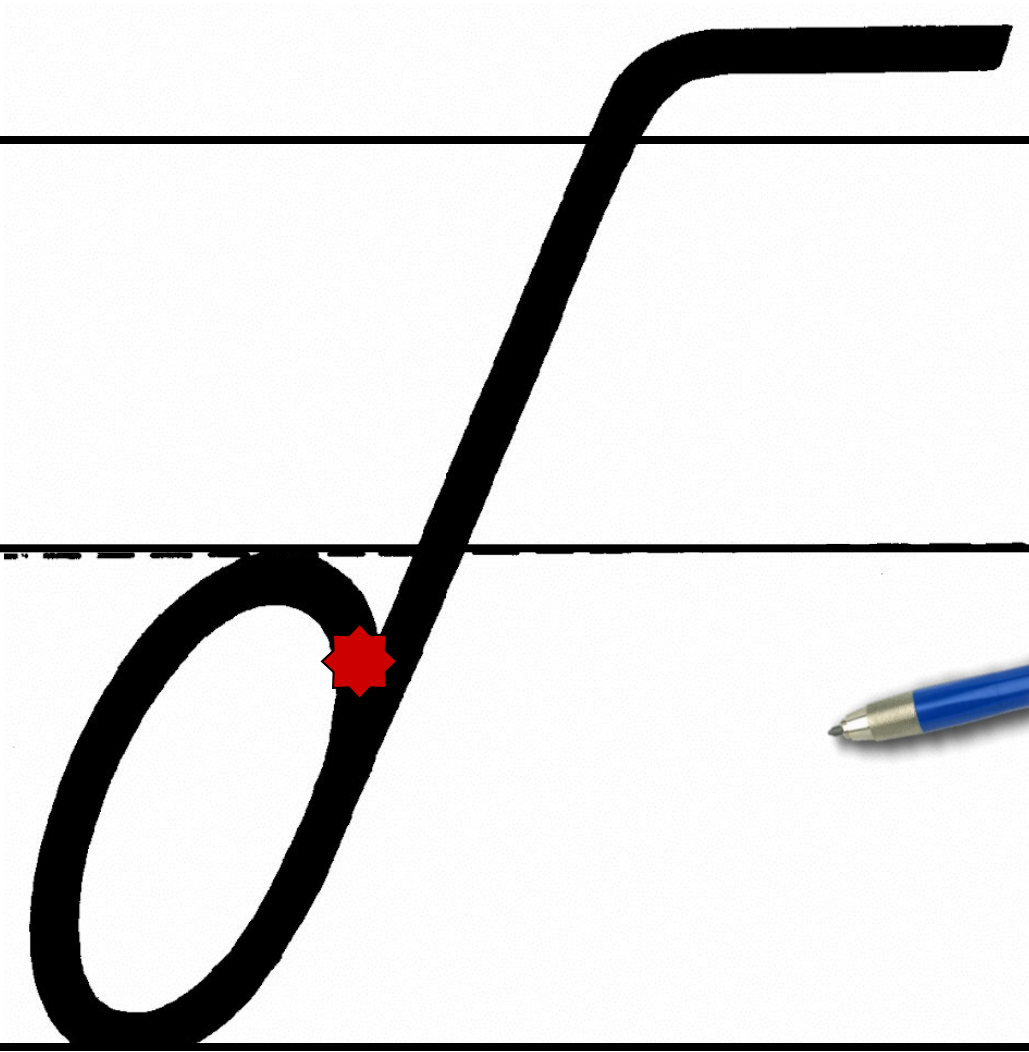



Б б

Б

б






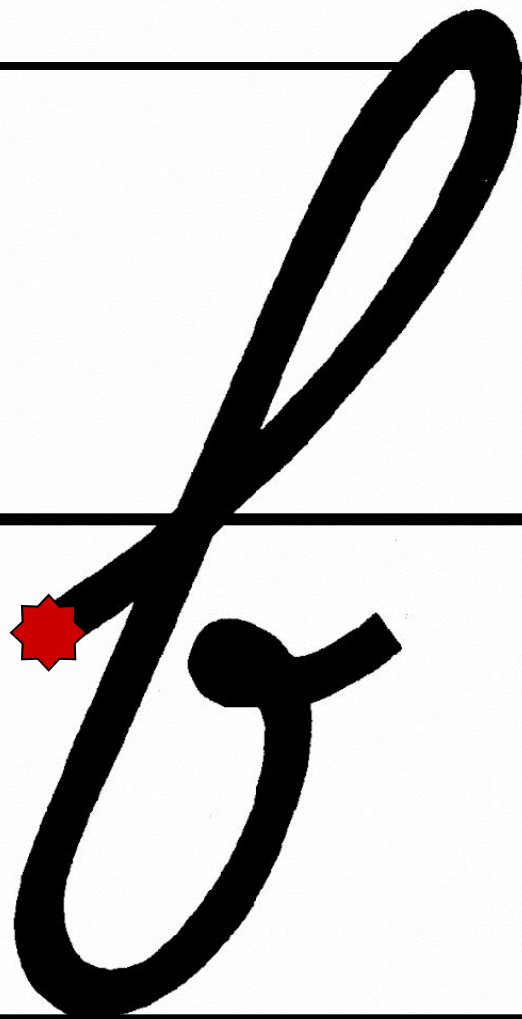


B B

B b b







B





T r



2



F



Дд





Dd



g





E e


E

e



e





E e


Ë

ë



e





Ж ж


Ж

ж

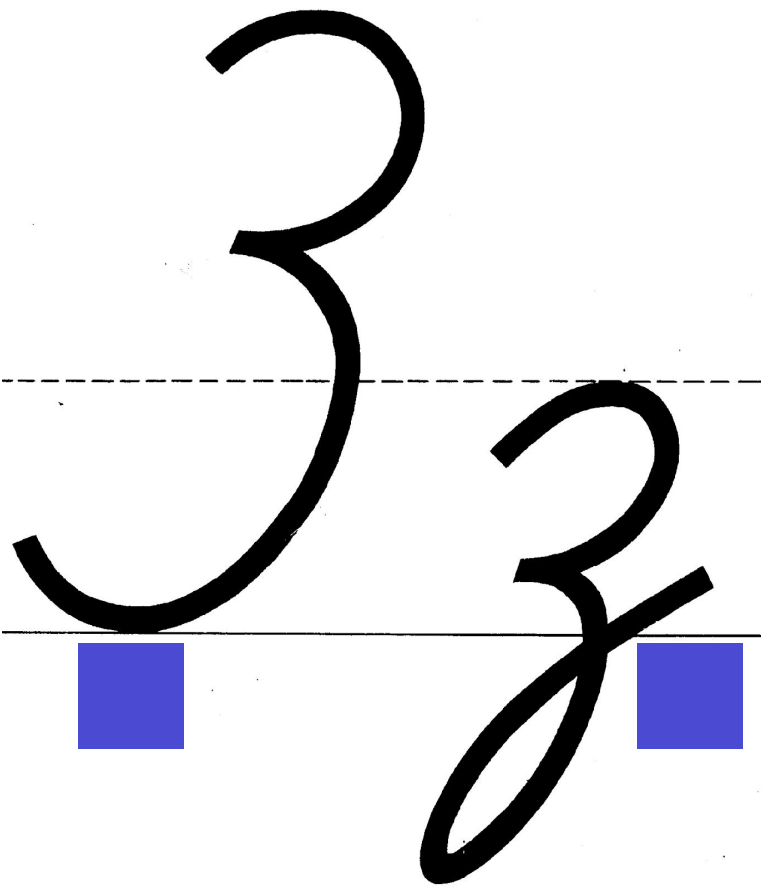


2K





3 3



3



3



И И

И И

и и





u



21





Handwriting practice lines with a cursive letter 'u' and a red starburst indicating the starting point.



Kk

Kk



Handwritten cursive letter 'k' with two red starburst markers indicating stroke direction or starting points.



Handwritten cursive letter 'K' on a four-line grid. Two red starburst markers indicate the starting points of the strokes: one at the top of the vertical stem and another at the junction where the stem meets the loop.



Л л

Л

л



Handwritten letter 'k' on a four-line grid. A red starburst icon is at the starting point of the letter on the bottom line.



Handwritten cursive letter 'A' on a four-line grid. A red starburst icon is at the starting point of the letter on the bottom line.



M M

M M m m



π



Handwritten cursive letters 'M' and 'A' on a four-line grid. A red starburst icon is at the start of the 'M' on the bottom line.



Н Н

Н

Н



Handwritten letter 'H' on a four-line grid. A red starburst is placed at the top of the left vertical stroke, indicating the starting point for writing.



H





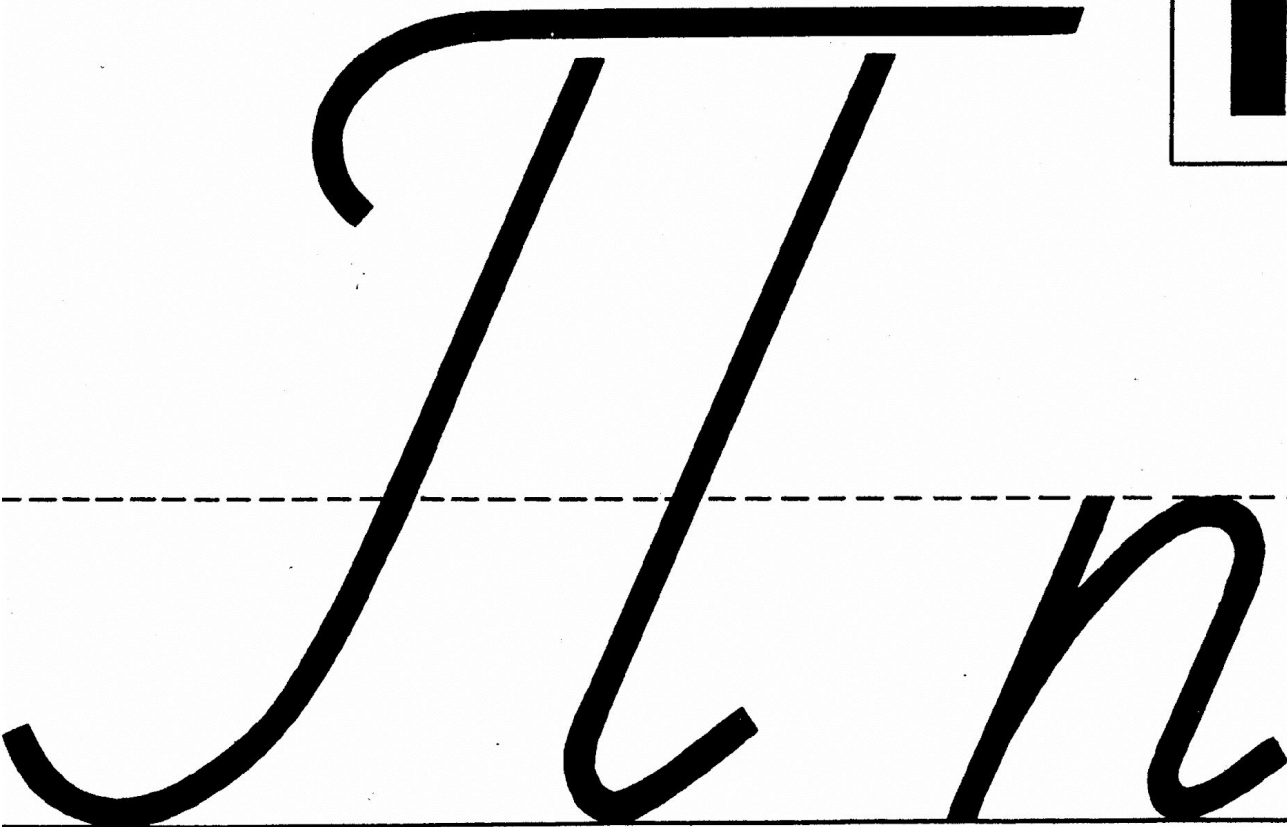

0

o










12



Handwritten cursive letter 'N' on a four-line grid. The letter is drawn with a thick black stroke. Three red star-shaped markers are placed at the top of the letter: one at the start of the top curve, one at the top of the first vertical stroke, and one at the top of the second vertical stroke.



Pp





F



Cc

Cc



C



É



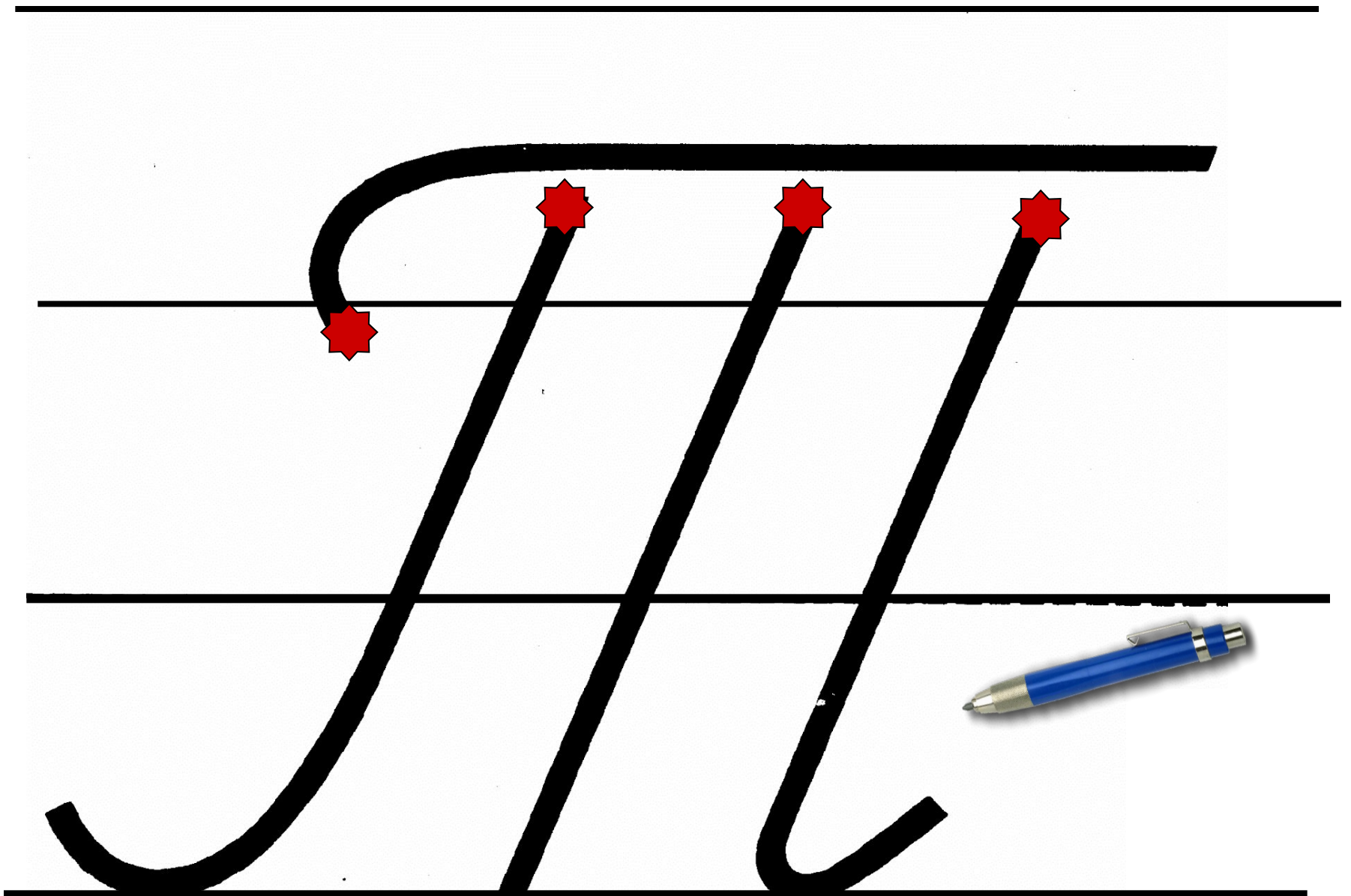
T t

T t



Handwritten cursive letter 'm' on a four-line grid. A red starburst icon is placed at the top of the first vertical stroke to indicate the starting point.





yy

y y




y



g



Ф ф





g



X x

X



x



x



Handwritten cursive letter 'x' on a four-line grid. The letter is drawn with a thick black stroke. Two red starburst markers are placed at the top of the letter, one on the left and one on the right, indicating the starting points of the two main strokes. The letter starts at the top line, goes down to the bottom line, loops back up to the top line, and then loops back down to the bottom line.



Ц ц

Ц ц

Ц ц



Uy



Handwritten cursive letter 'y' on a set of five horizontal lines. A red starburst icon is placed at the top of the letter's stem to indicate the starting point of the stroke.



44

4

4




7



2






W



w





21








u y



W







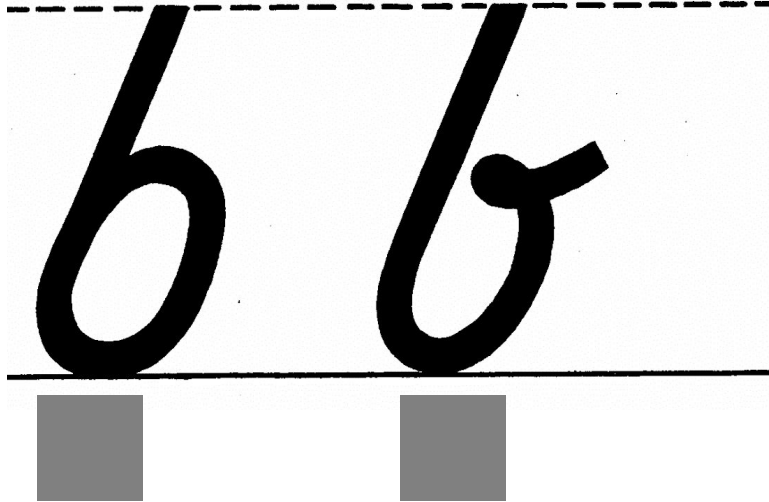
Ы I

Ы I



64





6




6



Э э

Э э





3



Ю ю

Ю

Ю Ю



HO



10



10



Я Я

Я

я



g



g

