

A a

A a

Бб

Б б

B B

B b b

Г г

Г 2

Дд

Dd

E e

E

e

E e

Ë

ë

Ж ж

Ж

ж


3 3

3 3

И и

И и

и и



Kk

Kk

Л л

Л

л

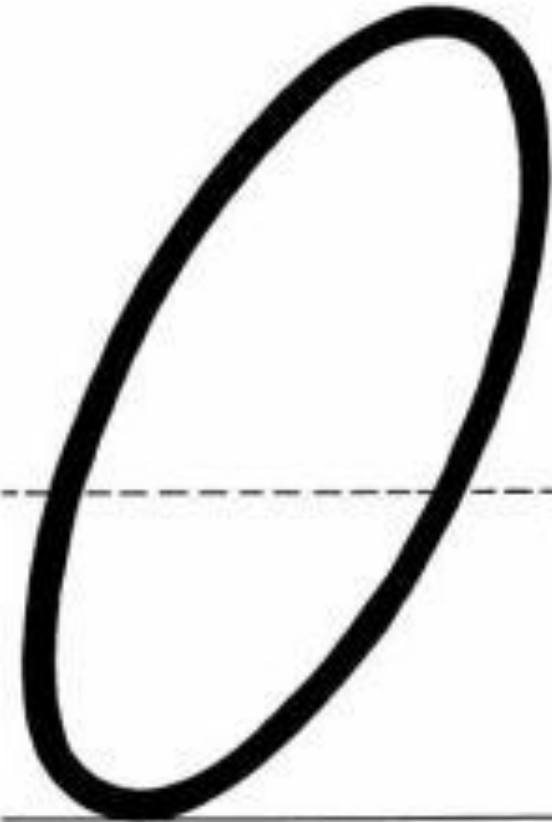

M M

M M m m

H H

H

H



Н н

Н н



Pp

Cc

C

c

Tt

Tt

Handwriting practice for the cursive letter 'y'. The image shows a large cursive 'y' and a smaller cursive 'y' on a set of three horizontal lines (top solid, middle dashed, bottom solid). The large 'y' starts at the top line, loops back to the left, and descends past the middle dashed line to the bottom line. The smaller 'y' starts at the middle dashed line, loops back to the left, and descends to the bottom line.

y y

Ф ф



X x

X

x

Ц Ц

Ц ц Ц ц

44

4

4





W

w

Щ щ

Щ щ

щ щ



Ы

Ы



b b

Э э

Э э

Ю ю

Ю ю ю

Яя

Я я