

A a

A a


Б б

Б б

B B

B

b b



Г г

Г

г

Дд

Dd

E e

E e

E e

Ë

ë

Ж ж

Ж

ж

3 3

3 3

И И

И И

Й

й

K k

K k

Лл

Л

л


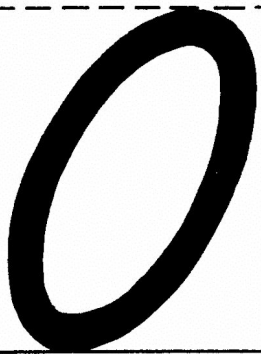
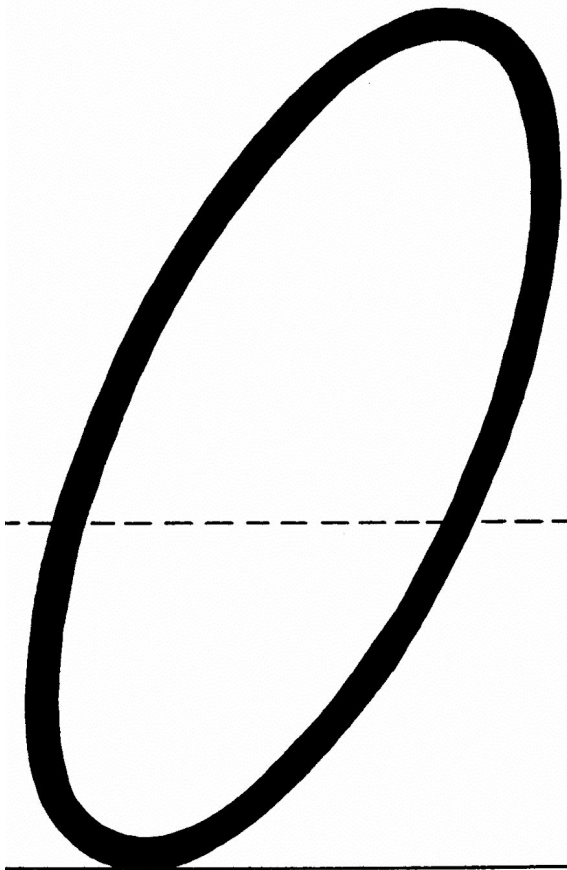

M M

M M m m

Н Н

Н

Н



Н н

Н н

Pp

Pp

Cc

C

c

T t

T t m

y y

y y

Ф ф

Ф ф

X x

X

x

Ц ц

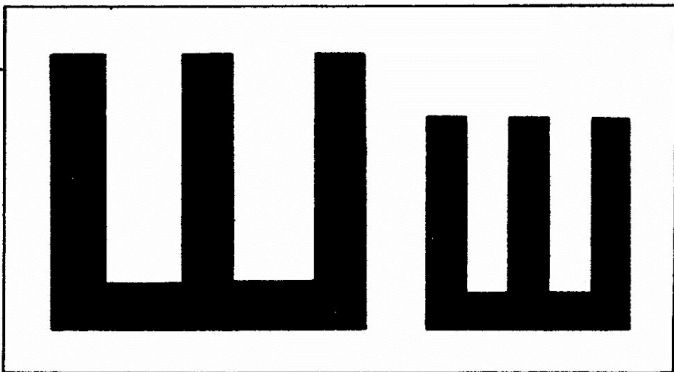
Ц ц

ц ц

44

4

4



W W

w w

Ш ш

Ш ш

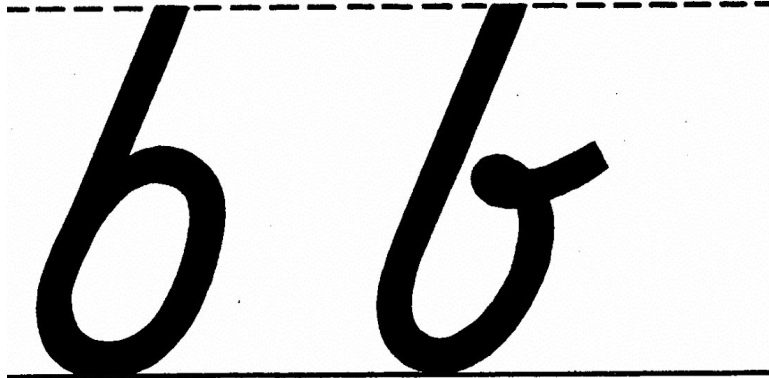

ш ш

b

b

Ы

Ы



Э э


Э э


Ю ю

Ю ю ю

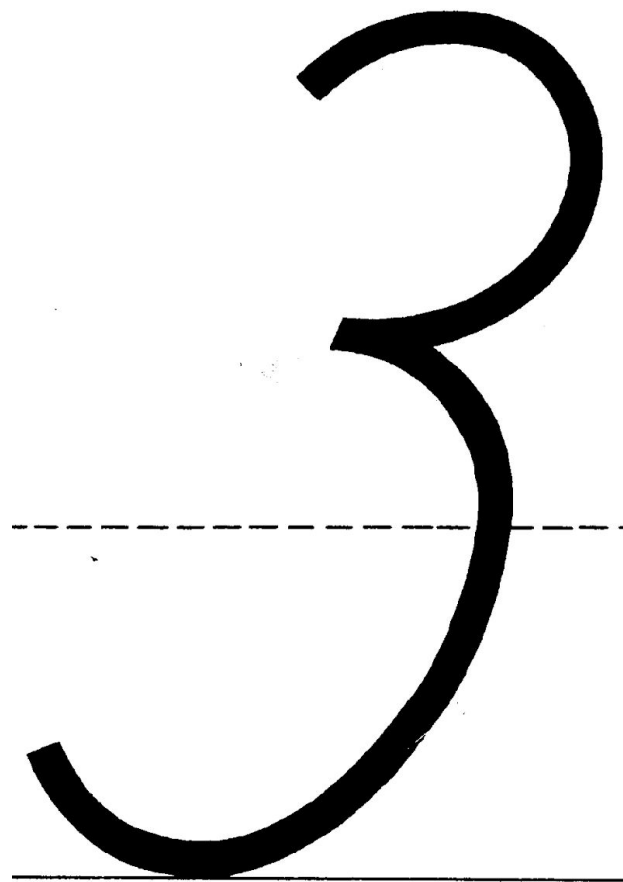
Я Я

Я я





A large, black, cursive uppercase letter 'P' is shown on a set of handwriting lines. The letter starts with a vertical stroke that curves to the left at the bottom, crosses a dashed midline, and loops back to the right at the top. A solid horizontal line is at the bottom, and a dashed horizontal line is in the middle.



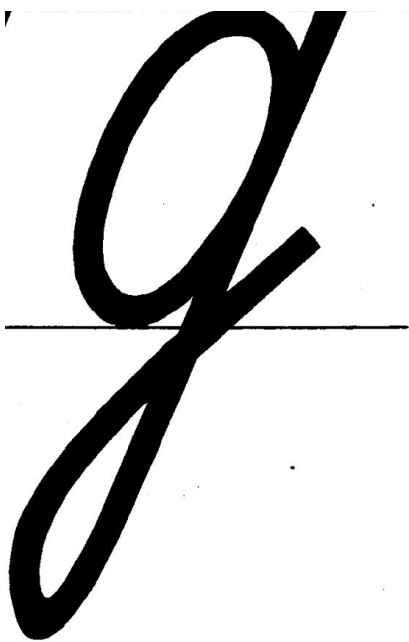
A large, black, cursive uppercase letter 'R' is shown on a set of handwriting lines. The letter starts with a vertical stroke that curves to the left at the bottom, crosses a dashed midline, and loops back to the right at the top. A solid horizontal line is at the bottom, and a dashed horizontal line is in the middle.

pp


The image shows two cursive lowercase 'p' characters. Each 'p' is formed with a single stroke that starts at the top right, loops to the left, then down, and finally curves back to the right. The letters are positioned on a four-line writing grid. The top of each 'p' reaches the top solid line, the middle of the loops sits on the dashed midline, and the bottom of the stems reaches the bottom solid line. A small black arrowhead is visible at the top of the first 'p', and a small black dot is at the bottom of the second 'p'.

y

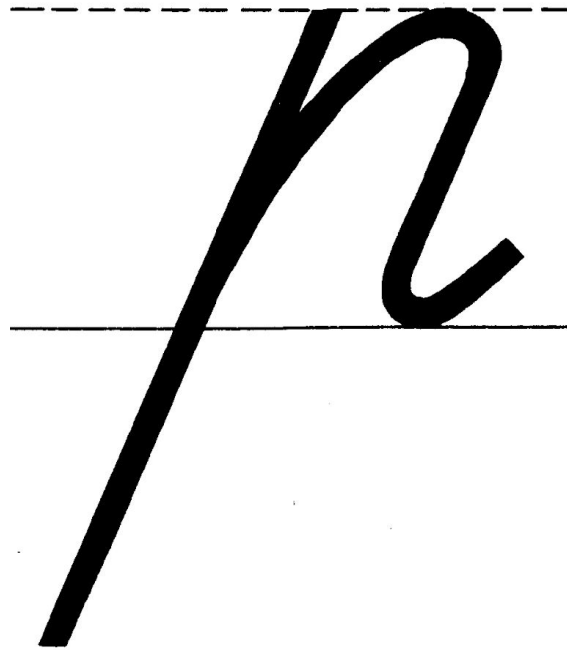
The image shows a single cursive lowercase 'y' character. It is formed with a single stroke that starts at the top right, loops to the left, then down, and finally curves back to the right. The letter is positioned on a four-line writing grid. The top of the loop reaches the top solid line, the middle of the loop sits on the dashed midline, and the bottom of the stem reaches the bottom solid line. A small black arrowhead is visible at the top of the 'y', and a small black dot is at the bottom of the stem.



A cursive lowercase letter 'g' is shown on a set of handwriting lines. The letter starts with a small circle at the top left, descends to the middle line, loops back to the right, and then descends below the middle line to form a tail loop. A solid horizontal line is positioned at the middle of the letter's height, and a dashed horizontal line is at the top.



A cursive lowercase letter 'z' is shown on a set of handwriting lines. The letter starts with a circle at the top, descends to the middle line, loops back to the left, and then descends below the middle line to form a tail loop. A solid horizontal line is positioned at the middle of the letter's height, and a dashed horizontal line is at the top.



A cursive lowercase letter 'n' is shown on a set of handwriting lines. The letter starts with a diagonal stroke from the bottom left to the top right, loops back to the left, and then descends to the middle line. A solid horizontal line is positioned at the middle of the letter's height, and a dashed horizontal line is at the top.

y

90