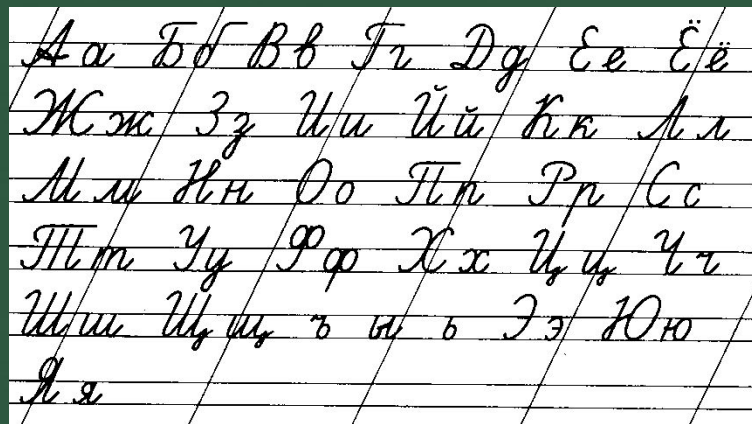


Анимированный плакат

Письменные буквы русского алфавита



Аа Аа	Бб Бб	Вв Вв	Гг Гг	Дд Дд
Ее Ее	Ёё Ёё	Жж Жж	Зз Зз	Ии Ии
Йй Йй	Кк Кк	Лл Лл	Мм Мм	Нн Нн
Оо Оо	Пп Пп	Рр Рр	Сс Сс	Тт Тт
Уу Уу	Фф Фф	Хх Хх	Цц Цц	Чч Чч
Шш Шш	Щщ Щщ	Ъъ Ъъ	Ыы Ыы	Ьь Ьь
Ээ Ээ	Юю Юю	Яя Яя		

A a

A a



a



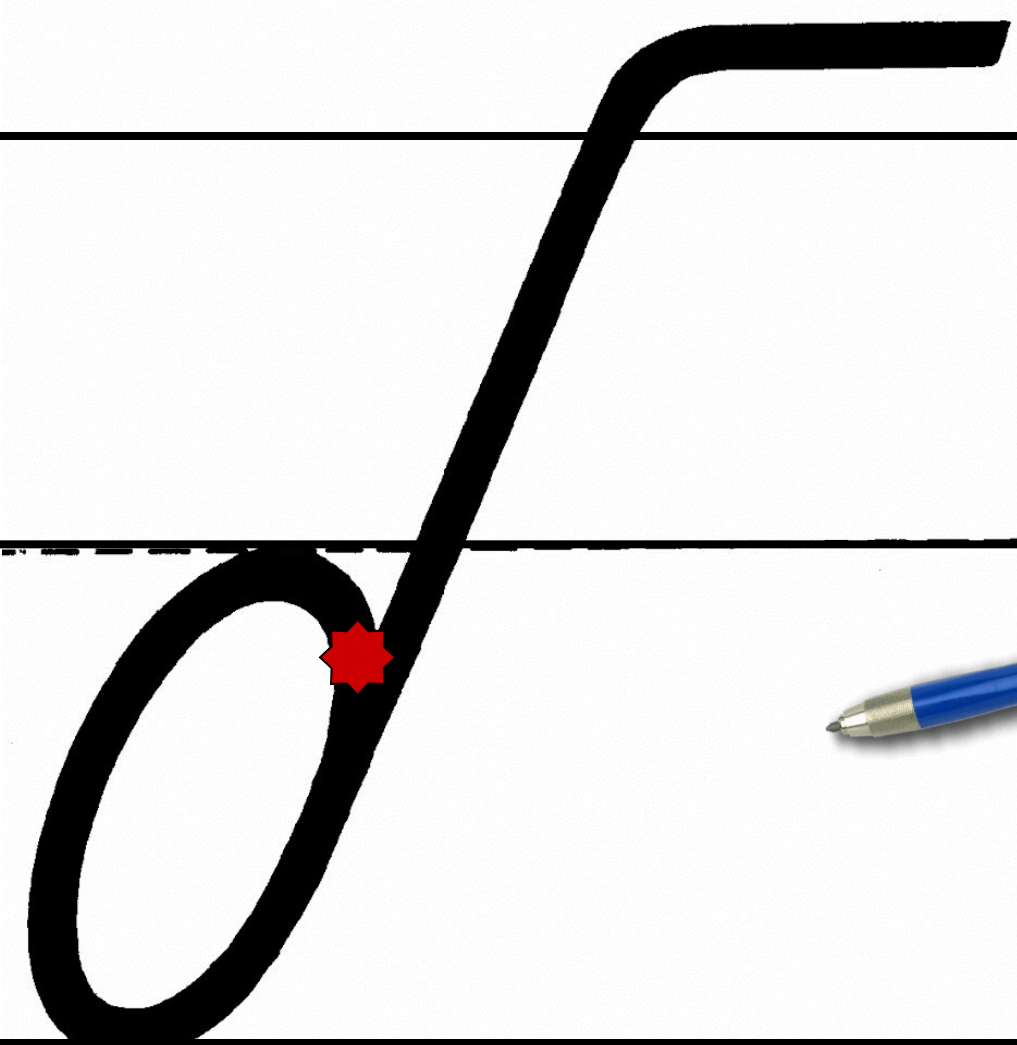


Б б

Б

б







B B

B b b





6



B



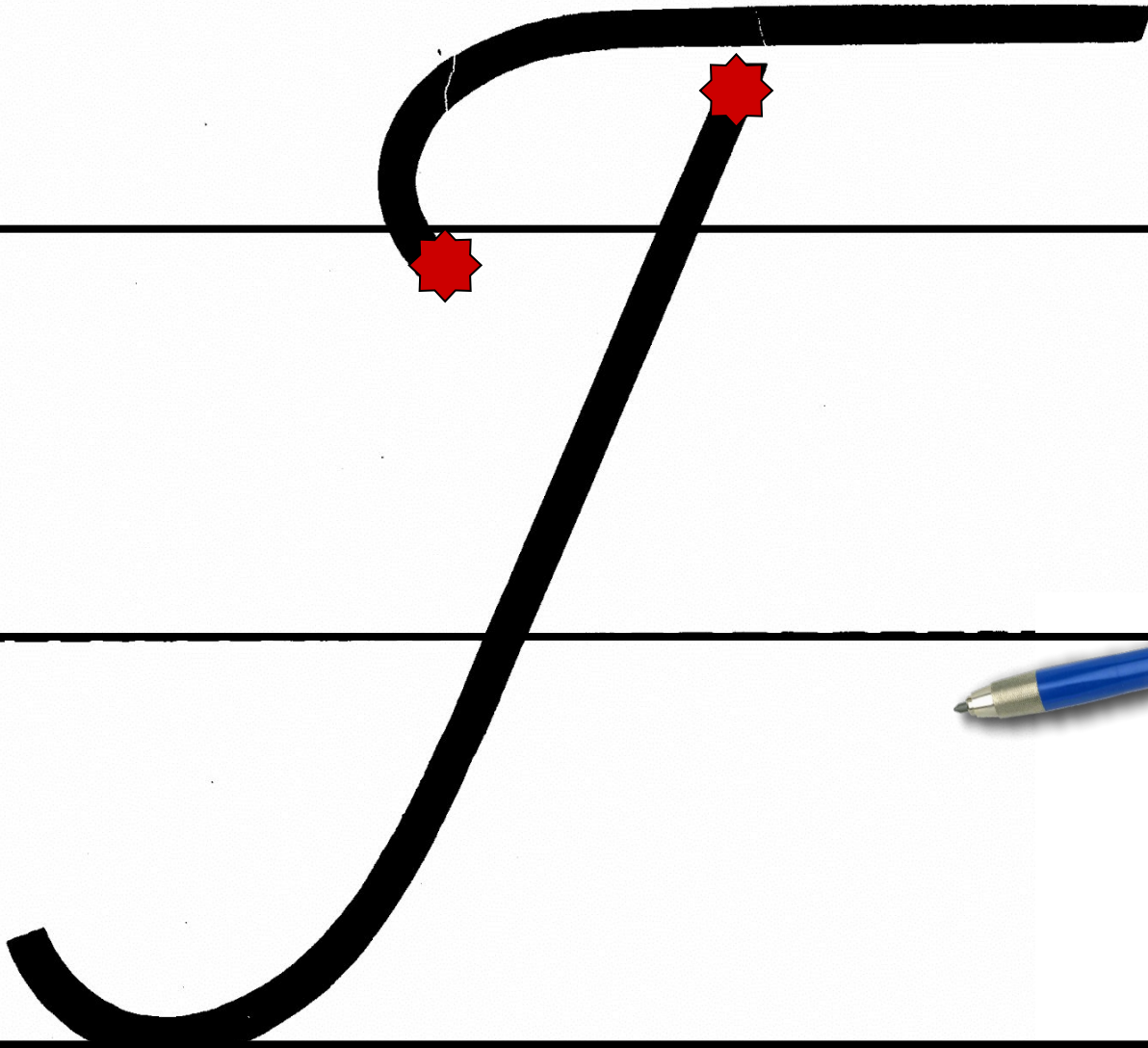


T t



2





Дд





Dd



g





E e


E

e



e





E e


Ë

ë



e





Ж ж


Ж

ж

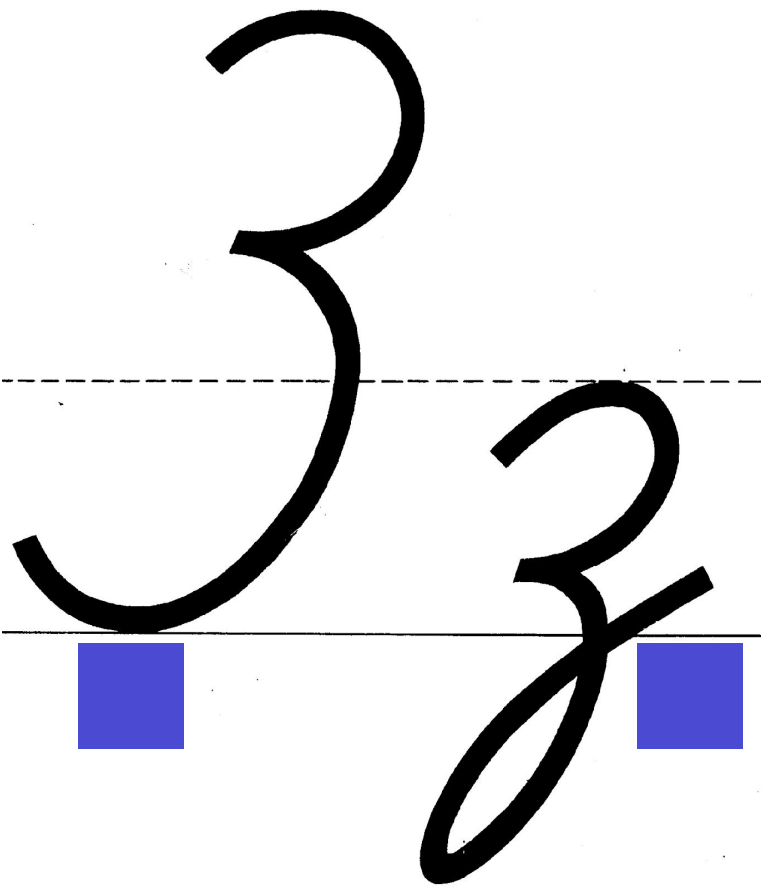


2K





3 3



3



3



И И

И И

и и




u



21





Handwriting practice lines with a cursive letter 'u' and a pen illustration.



A large, thick, black cursive letter 'u' written on the handwriting lines.



Kk

Kk



Handwritten cursive letter 'k' with two red starburst markers indicating stroke direction.



Handwritten cursive letter 'k' on a four-line grid. Two red starburst markers indicate the starting points of the strokes: one at the top of the vertical stem and another at the junction where the stem meets the loop.



Л л

Л

л



Handwritten letter 'k' on a four-line grid. A red starburst is at the starting point of the stroke on the bottom line.



Handwritten cursive letter 'A' on a four-line grid. A red starburst icon is at the starting point of the letter on the bottom line.



M M

M M m m



π



Handwritten cursive letters 'M' and 'A' on a four-line grid. A red starburst icon is at the start of the 'M' on the bottom line.



Н Н

Н

Н



Handwritten letter 'H' on a four-line grid. A red starburst is placed at the top of the left vertical stroke, indicating the starting point for writing.



H



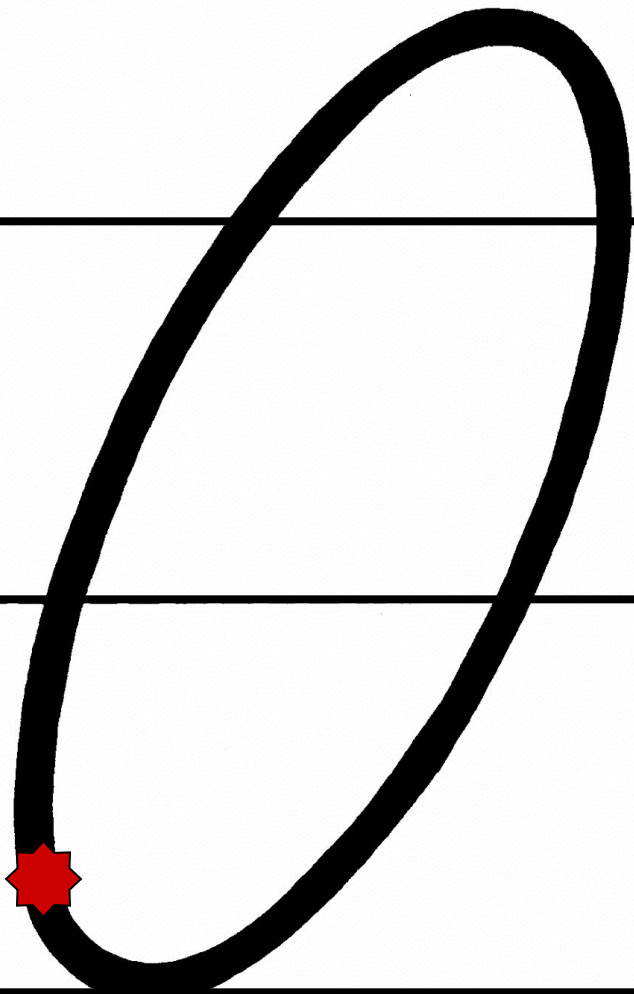


0

o







Н н

Н н




12



Handwritten cursive letter 'N' on a four-line grid. The letter is drawn with a thick black stroke. Three red star-shaped markers indicate key points: one at the top left of the first vertical stroke, one at the top of the second vertical stroke, and one at the top of the third vertical stroke. The letter starts with a horizontal top bar that curves down into the first vertical stroke, which then curves back up to meet the second vertical stroke. The second vertical stroke curves down into the third vertical stroke, which finally curves back up to meet the top bar.



Pp





F



Cc

Cc



C



É



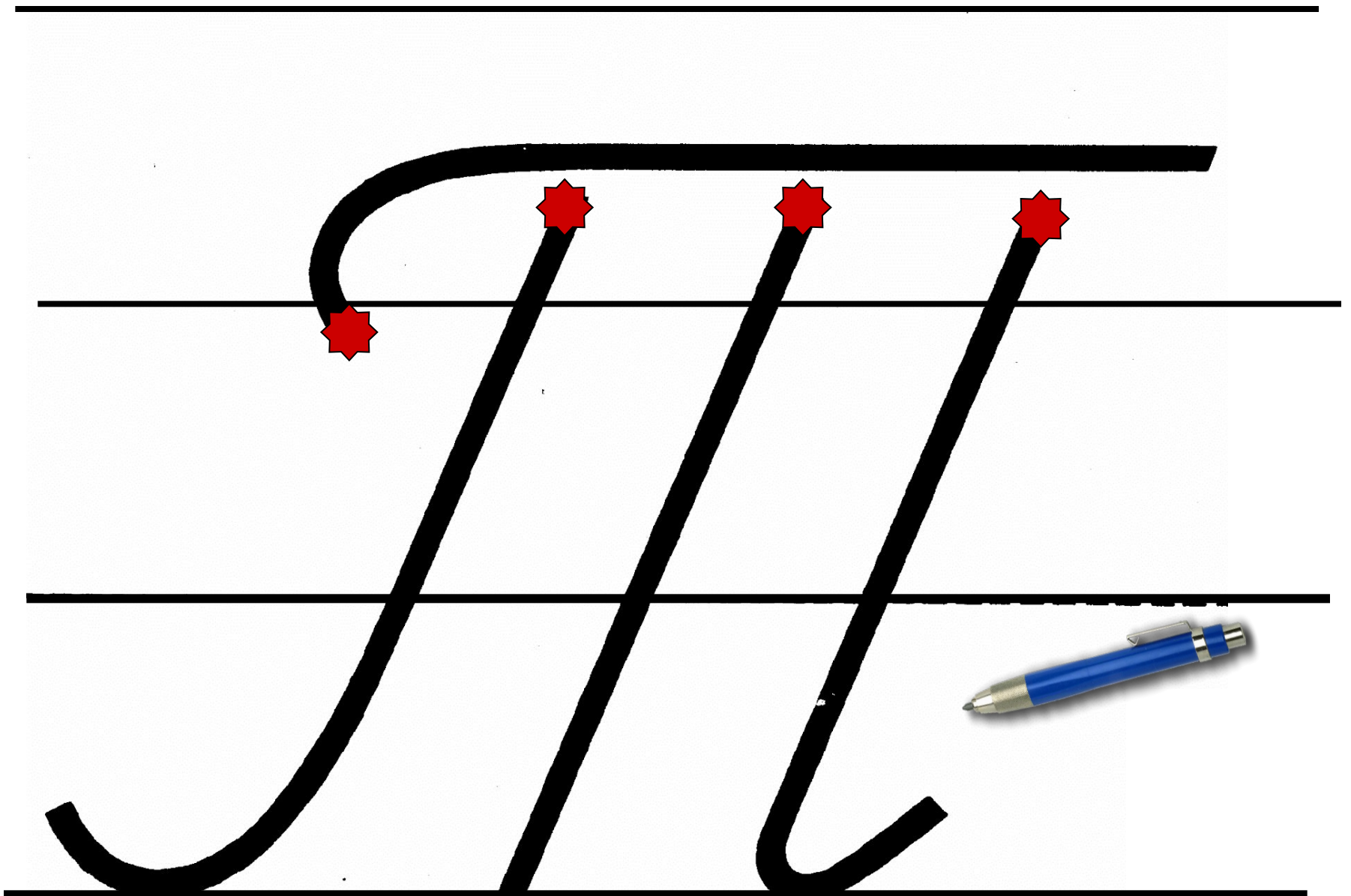
T t

T t



Handwritten cursive letter 'm' on a four-line grid. A red starburst icon is placed at the top of the first vertical stroke to indicate the starting point.





yy

y y




y




g



Ф ф







X x


X





x



x







Ц ц

Ц ц



Uy



Handwritten cursive letter 'y' on a four-line grid. A red starburst icon is placed at the top of the letter's stem to indicate the starting point of the stroke.



44

4

4




7



Handwritten cursive letter 'y' on a four-line grid. A red starburst marks the starting point of the stroke at the top line.





W

w



Handwritten cursive letters 'm' and 'n' on a four-line grid. A red starburst is placed at the top of the first 'm' stroke.



21





Щ щ

Щ щ



u y




W



b

b





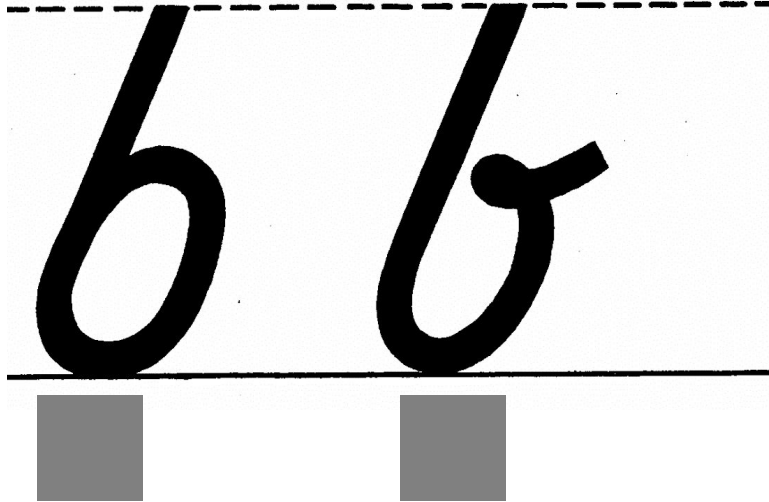
Ы I

Ы I



64





6



6



Э э

Э э





3



Ю ю

Ю

Ю Ю



HO



10



10



Я Я

Я

я



g



g



Используемые материалы:

1. Голованов Ф.Г. *Демонстрационные карточки печатных и письменных букв*. М., Просвещение, 1971 г.
2. <http://www.lenagold.ru/fon/clipart/k/kar/karanda16.png> (картинка с изображением ручки)
3. www.it-n.ru/communities.aspx?cat_no=5025&lib_no=23224&tmpl=lib (шаблон с изображением школьной доски)



Завершить показ