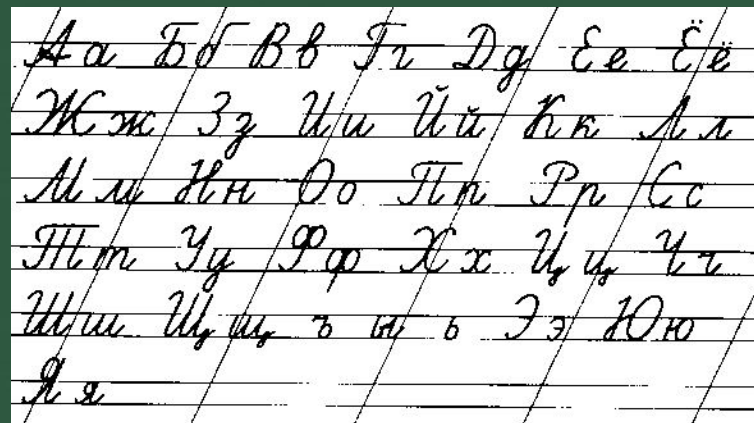


Анимированный плакат

Письменные буквы русского алфавита



Аа Аа	Бб Бб	Вв Вв	Гг Гг	Дд Дд
Ее Ее	Ёё Ёё	Жж Жж	Зз Зз	Ии Ии
Й Й	Кк Кк	Лл Лл	Мм Мм	Нн Нн
Оо Оо	Пп Пп	Рр Рр	Сс Сс	Тт Тт
Уу Уу	Фф Фф	Хх Хх	Цц Цц	Чч Чч
Шш Шш	Щщ Щщ	Ъ Ъ	Ы Ы	Ь Ь
Ээ Ээ	Ююю Ююю	Яя Яя		

A a

A a



a



Handwritten cursive letter 'A' on a four-line grid. A red starburst is at the starting point of the letter on the bottom line.

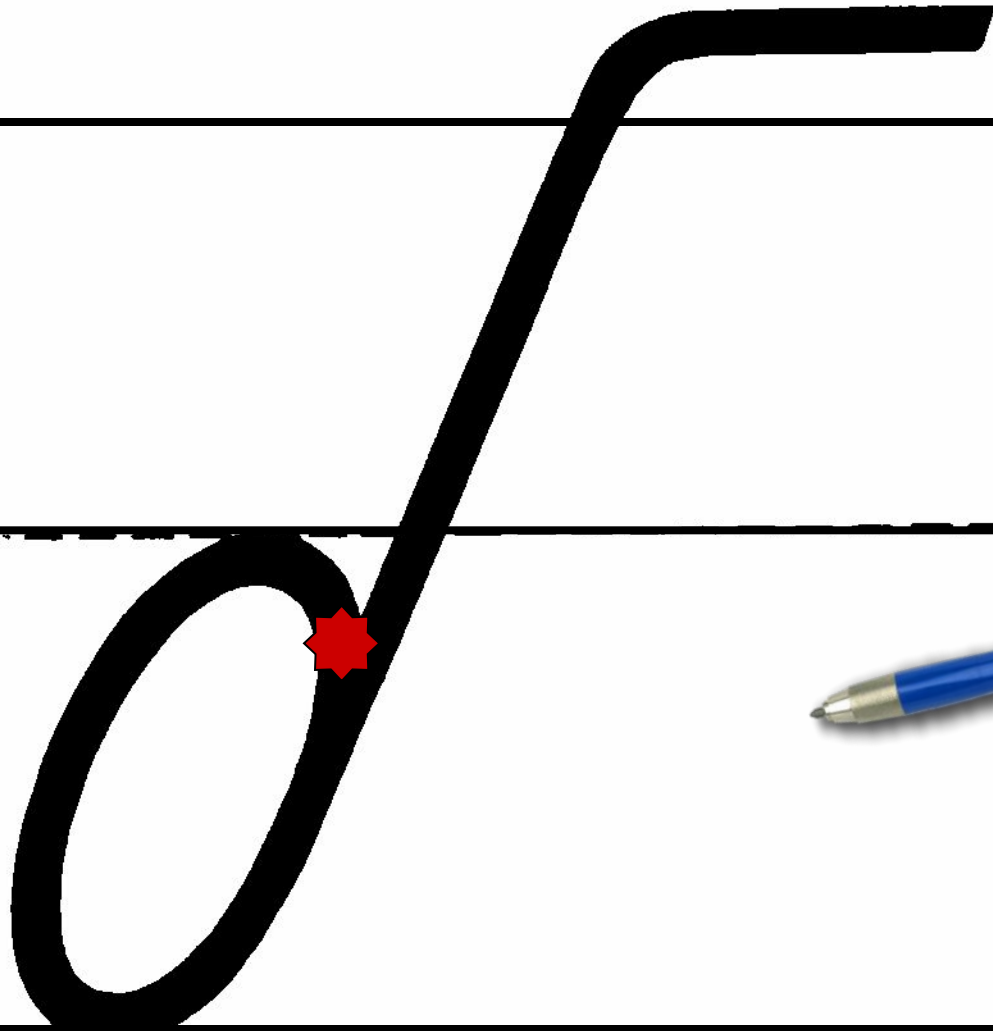



Б б

Б

б







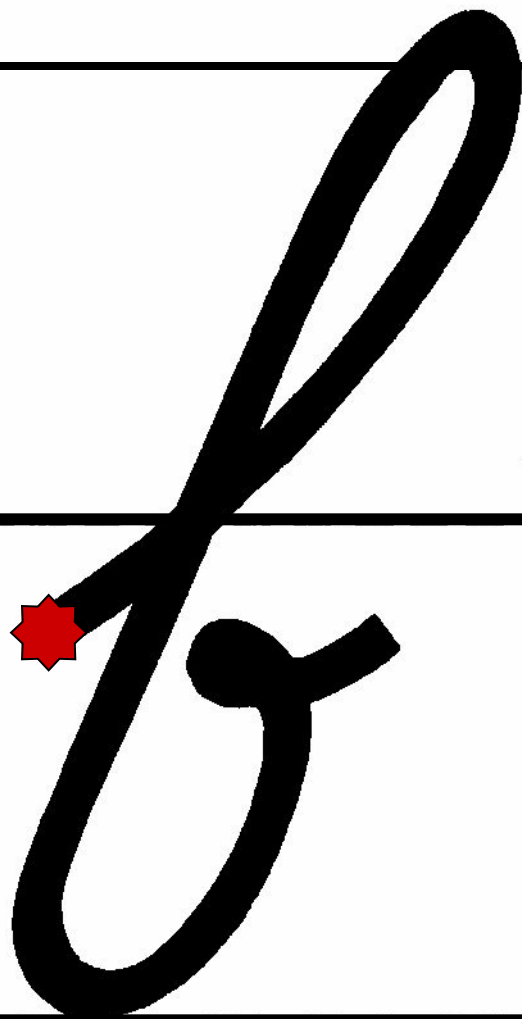
B B

B b b



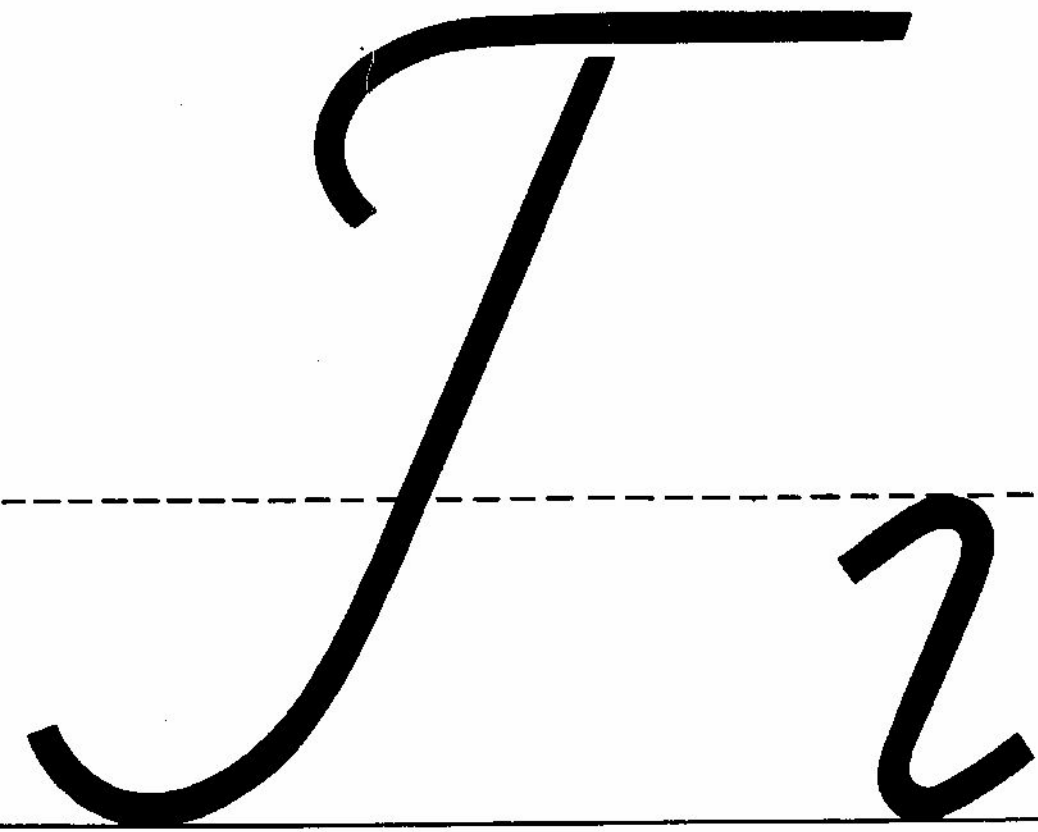

6






B





2





Дд




D d



g





E e

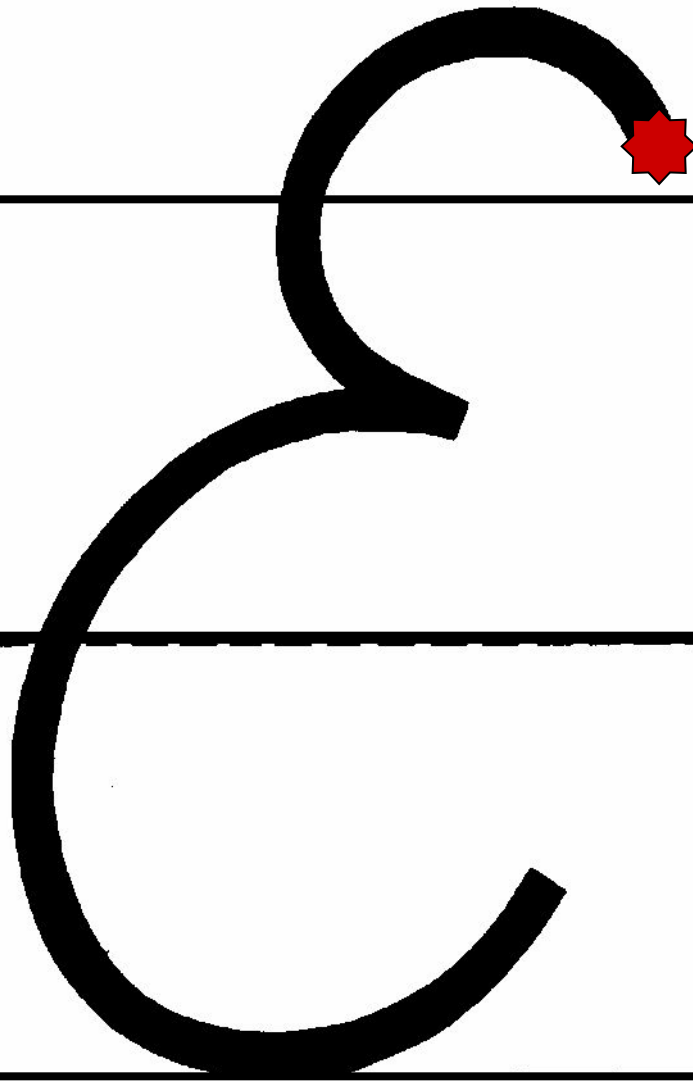
E

e



e





E e

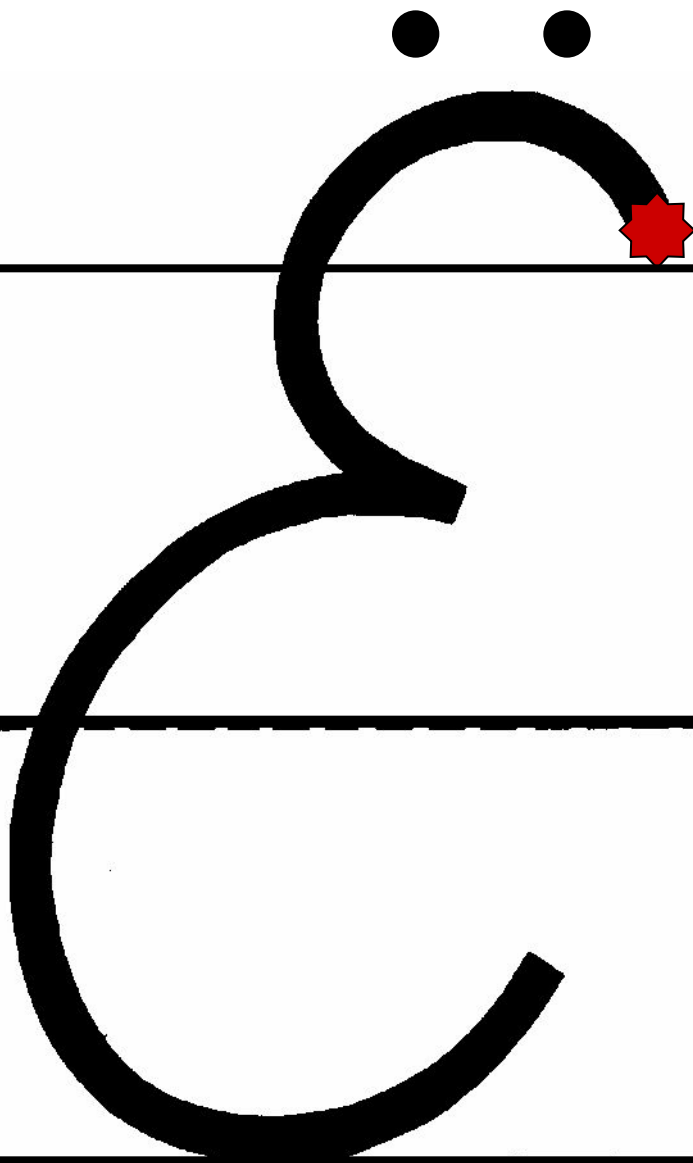
Ë

ë



e





Ж ж

Ж

ж



2K

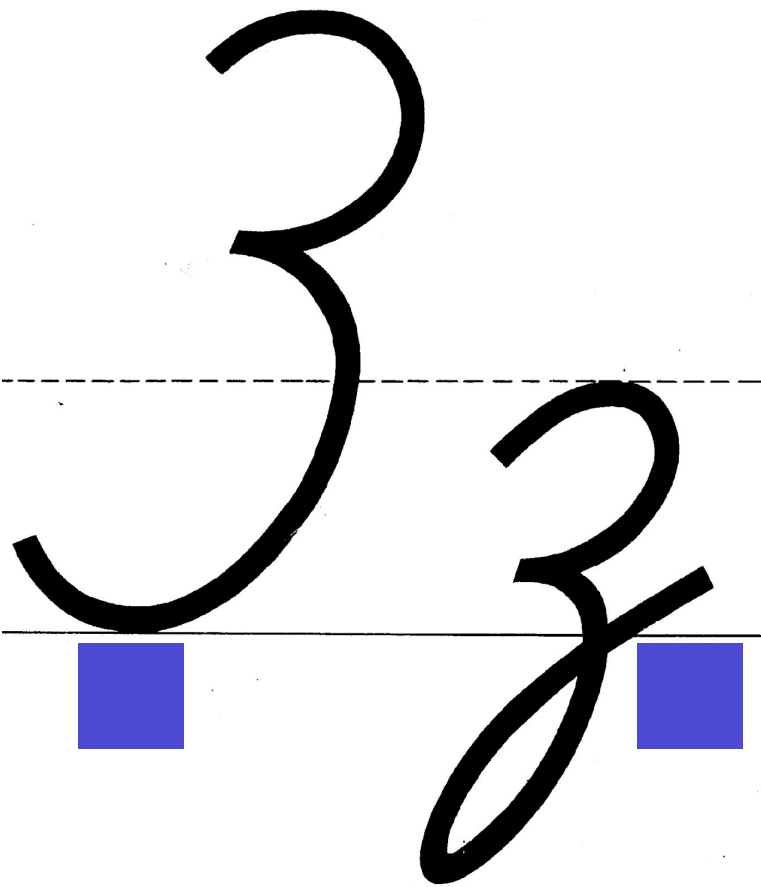




Handwritten cursive letter 'K' on a four-line grid. The letter is formed by a thick black stroke that starts at the red starburst on the second line from the top, curves down to the bottom line, then loops back up to cross the second line, and finally curves down to the bottom line again.



3 3



3



3



И И

И И

и и





u



21





Handwriting practice lines with a cursive letter 'u' and a red starburst indicating the starting point. A blue pen is shown to the right.

Kk

Kk



K



Handwritten cursive letter 'k' on a four-line grid. Two red starburst markers indicate the starting points of the strokes: one at the top of the vertical stem and another at the junction where the stem meets the loop.



Л л

Л

л



4



Handwritten cursive letter 'A' on a four-line grid. A red starburst is at the starting point of the letter on the bottom line.



M m

M m

m m



π



Handwritten cursive letters 'M' and 'm' on a four-line grid. A red starburst marks the starting point of the 'M' at the bottom-left baseline.



Н Н

Н

Н



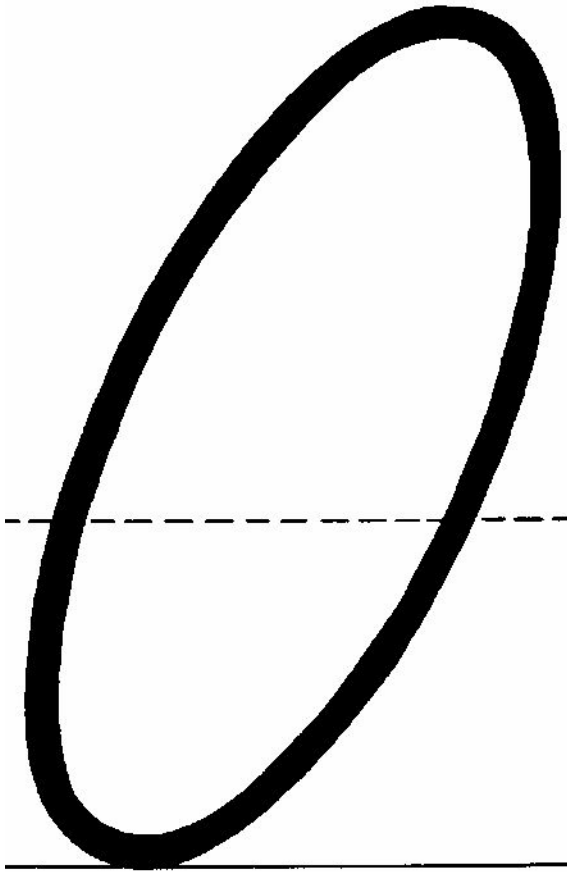
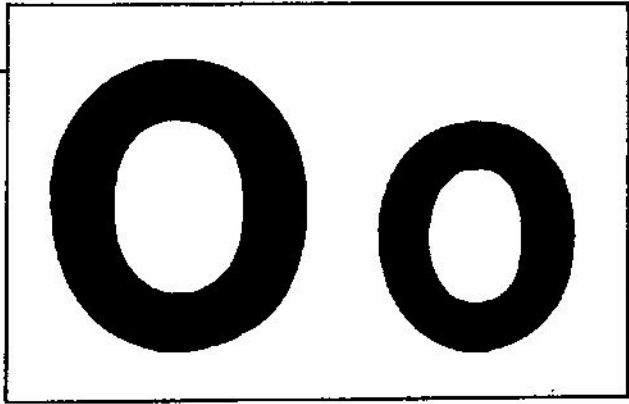


Handwritten letter 'H' on a four-line grid. A red starburst is placed at the top of the left vertical stroke, indicating the starting point for writing.





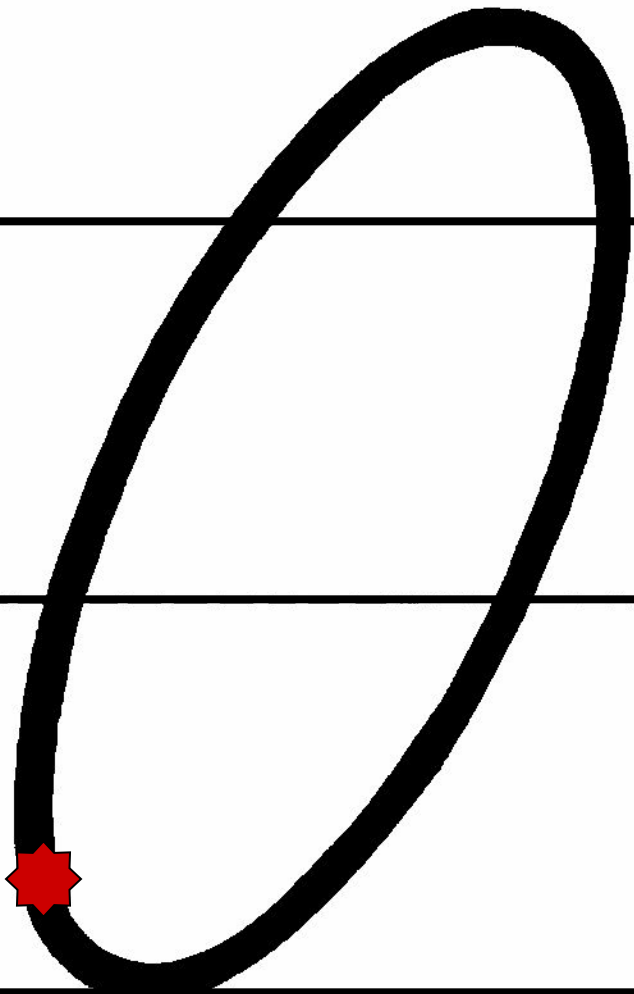
A large, stylized cursive letter 'H' is drawn on a set of four horizontal black lines. A red starburst icon is placed at the top of the left vertical stroke, indicating the starting point of the letter.





Blank handwriting practice lines with the letters 'o' and 'q' on the bottom line. Each letter has a red star at its starting point. A blue pen is shown to the right of the letters.







H h



12

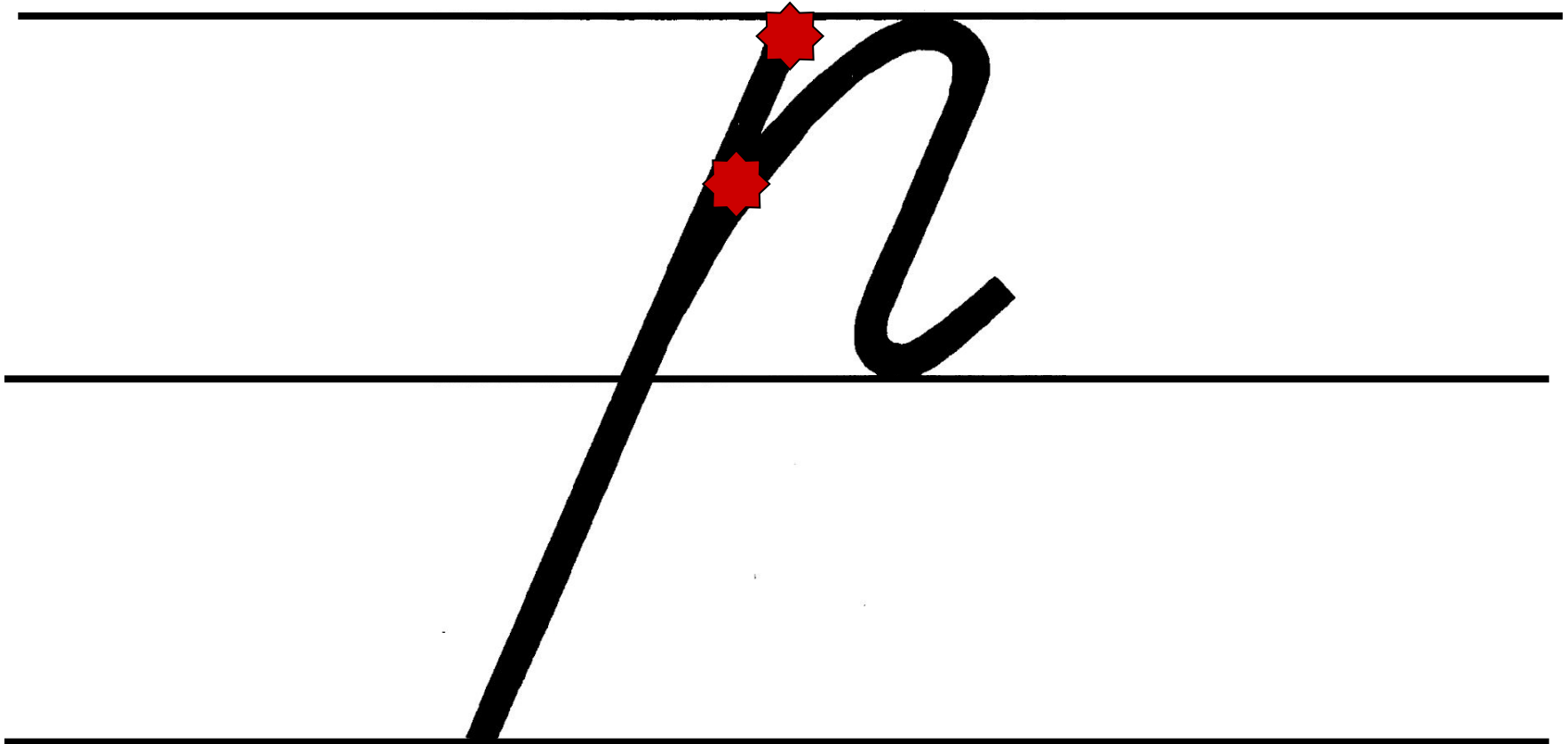


Handwritten cursive letter 'N' on a four-line grid. The letter is black and features three red star-shaped markers at the top of the left curve, the top of the first vertical stroke, and the top of the second vertical stroke to indicate starting points or key features.



Pp





F



Cc

C

c



C



£



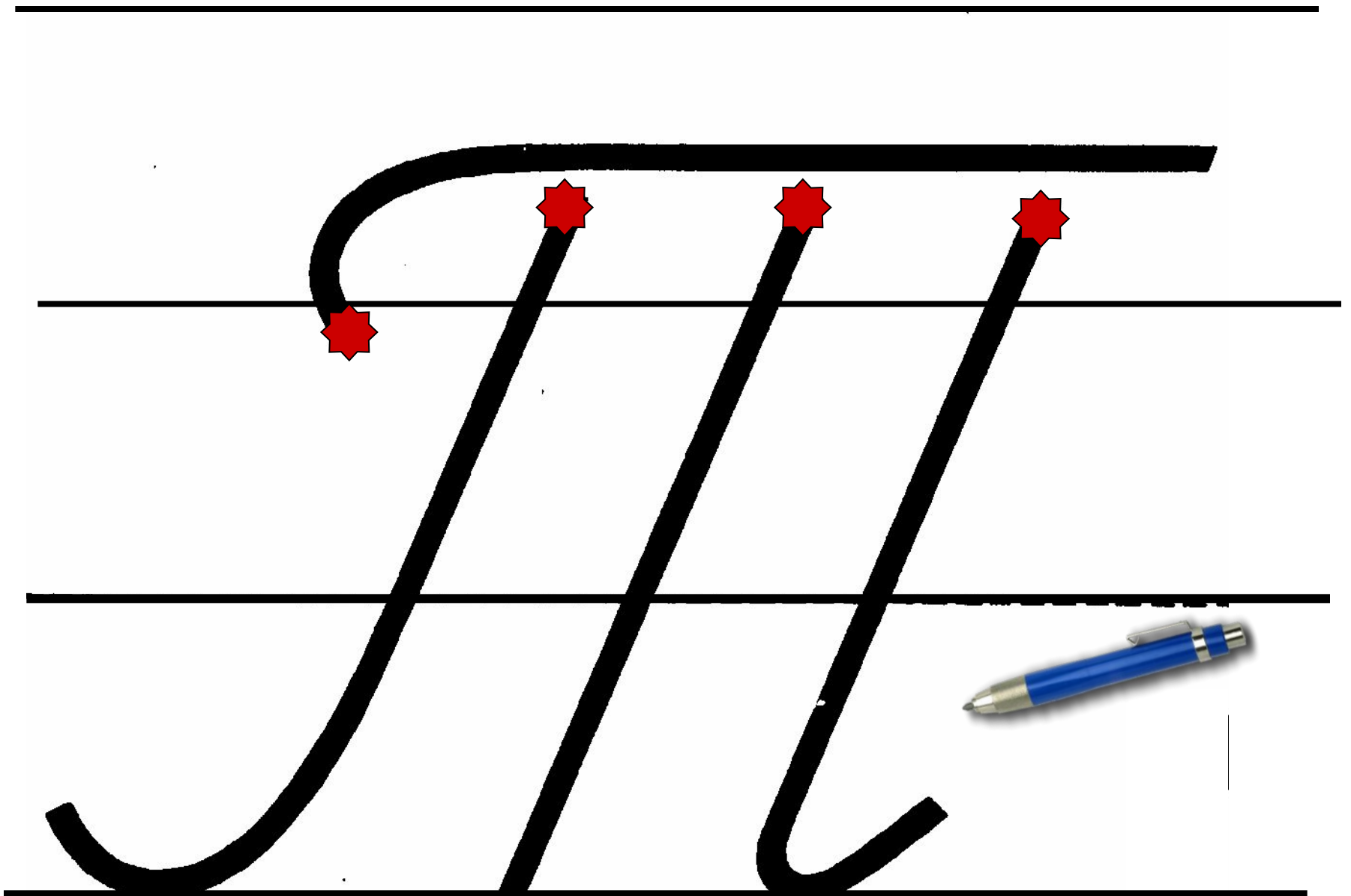
T t

T t



m





yy

y y




y






g



Ф ф







X x

X




x



x






Ц ц

Ц ц

Ц ц



Uy



2



44

4

4





7



2






m



211





Щ щ

щ щ






u u y



W







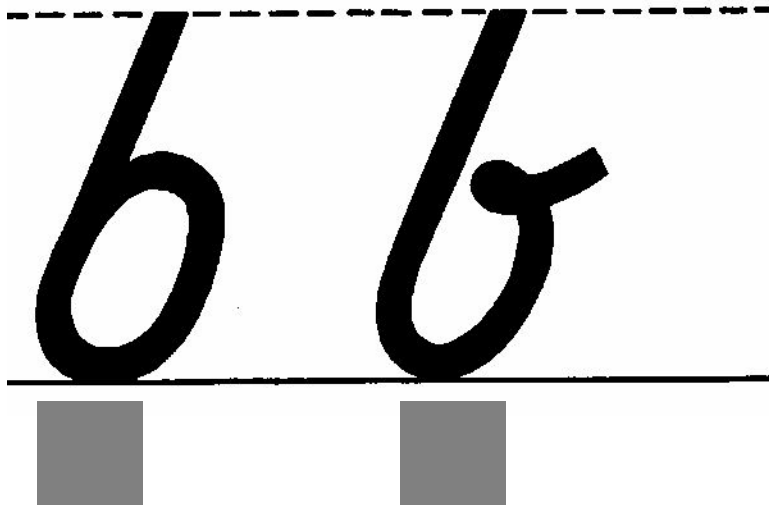

Ы I

Ы I



64





6



6



Э э

Э э



3



Handwriting practice for the cursive letter 'f'. The letter is drawn in black on a set of four horizontal lines. Two red starburst markers indicate the starting points for the two main strokes: the top curve and the horizontal crossbar.



Ю ю

Ю

Ю Ю



HO



10



10



Яя

Я

я



g



g



Используемые материалы:

1. Голованов Ф.Г. *Демонстрационные карточки печатных и письменных букв*. М., Просвещение, 1971 г.
2. <http://www.lenagold.ru/fon/clipart/k/kar/karanda16.png> (картинка с изображением ручки)
3. www.it-n.ru/communities.aspx?cat_no=5025&lib_no=23224&tmpl=lib (шаблон с изображением школьной доски)



Завершить показ