

# УРОК ПИСЬМА

На странице букваря  
Тридцать три богатыря.  
Мудрецов - богатырей  
Знает каждый грамотей.

## БУКВЫ



# Путешествие с тремя богатырями



# Называем буквы









О Р Ж  
А К Т В П  
Г С М Н  
Д Б у  
Ю ы



**Варвара караулила  
цыплят, а ворона  
воровала.**





# Сиди правильно!



НЕПРАВИЛЬНО



ПРАВИЛЬНО



○ ○ ○ ○ ○ ○ ○ ○	
○ ○ ○ ○ ○ ○ ○ ○	
○ ○ ○ ○ ○ ○ ○ ○	
○ ○ ○ ○ ○ ○ ○ ○	
○ ○ ○ ○ ○ ○ ○ ○	
○ ○ ○ ○ ○ ○ ○ ○	





	○ ○ ○ ○ ○ ○ ○ ○
	○ ○ ○ ○ ○ ○ ○ ○
	○ ○ ○ ○ ○ ○ ○ ○
	○ ○ ○ ○ ○ ○ ○ ○




Handwriting practice grid with six rows of shapes:


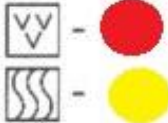


- Row 1: Solid left-pointing chevrons, followed by dashed left-pointing chevrons.
- Row 2: Solid right-pointing chevrons, followed by dashed right-pointing chevrons.
- Row 3: Solid downward-pointing chevrons, followed by dashed downward-pointing chevrons.
- Row 4: Solid upward-pointing chevrons, followed by dashed upward-pointing chevrons.
- Row 5: Solid upward-pointing chevrons, followed by dashed upward-pointing chevrons.
- Row 6: Solid upward-pointing chevrons, followed by dashed upward-pointing chevrons.



Handwriting practice section with a palm tree illustration and four rows of cursive letters:



- Row 1: Six cursive lowercase 'l' characters.
- Row 2: Six cursive lowercase 'l' characters.
- Row 3: Six cursive lowercase 'v' characters.
- Row 4: Six cursive lowercase 'j' characters.



# Молодцы!

