

# **ПРОПИСИ**

## **ВАРИАНТ СО СТИХАМИ**

Аистёнок на пруду  
Дарит Бабочке звезду.

Аа  
Бб



Tracing practice on a grid of slanted lines. The first row contains a star and the letter 'А' repeated. The second row contains the letter 'а' repeated. The third row contains the letter 'Б' repeated. The fourth row contains the letter 'б' repeated. The fifth row contains the words 'Аистёнок' and 'Бабочка' with stars and butterflies between them.

Чтоб не мокнуть под дождём,  
Сел Волчонок под Грудём.

Вв

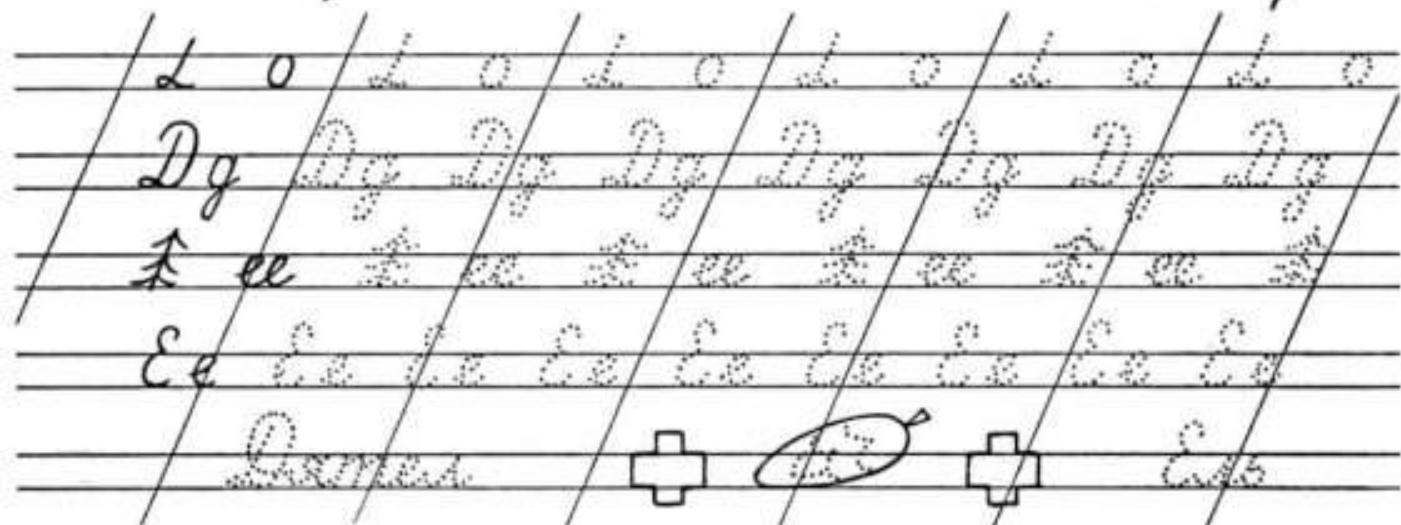
Гг



Tracing practice on ruled lines. The first row shows the letter 'lll' followed by a flower icon, then several pairs of 'll' and 'll' for tracing. The second row shows the letter 'ВВ' followed by several pairs of 'ВВ' for tracing. The third row shows the letter 'ГГ' followed by several pairs of 'ГГ' for tracing. The fourth row shows the words 'Волчонок' and 'Грудёк' with small icons of a wolf and a mushroom, followed by several pairs of these words for tracing.

1. Да  
Ее

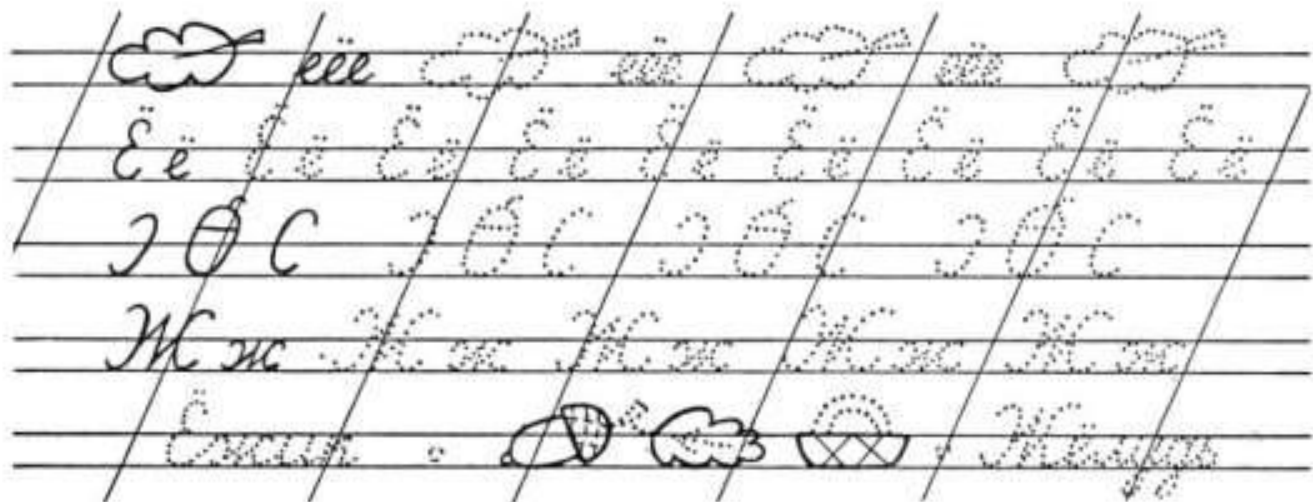
Доктор Дятел лечит Ели,  
Чтобы Ели не болели.



Ёё

Жж


Ёжик листьями шуршит,  
Желуди собрать спешит.



Барабанит шаловливый  
Зайка на пенъке под Ивой.

Зз


Ии






Муравей очки несёт  
Их в гостях оставил Крот.

Йй  
Кк



Лягушонку в день рождения  
Мишка подарил варенье.

Лл  
Мм






С Незабудки льёт роса.  
Принимает душ Оса.

НН

Оо



Паучок на паутинке  
Загорает на Рябинке.

Пп  
Рр




Tracing practice section with five rows of handwriting lines:

- Row 1: A decorative flourish followed by a series of dotted spider bodies for tracing.
- Row 2: The letters 'Пп' followed by a series of dotted 'Пп' pairs for tracing.
- Row 3: A decorative flourish followed by a series of dotted spider bodies for tracing.
- Row 4: The letters 'Рр' followed by a series of dotted 'Рр' pairs for tracing.
- Row 5: The words 'Паучок' and 'Рябинка' written in dotted lines for tracing, with a small spider illustration under 'Паучок' and a flower illustration under 'Рябинка'.

Стрекоза на Тростнике  
Отражается в реке.

Сс

Тт



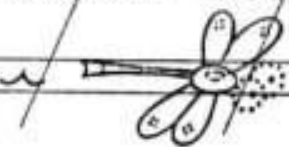
Сс

Сс Сс Сс Сс Сс Сс Сс Сс Сс Сс

Тт

Тт Тт Тт Тт Тт Тт Тт Тт Тт Тт

Стрекоза



Тростник

В новом домике Улитки  
Филин не нашёл калитки.


Уу  
Фф



Tracing practice on a grid of horizontal lines. The first row shows the letter 'u' with a stroke order arrow. The second row shows 'y' with a stroke order arrow. The third row shows 'o' with a stroke order arrow. The fourth row shows 'p' with a stroke order arrow. The fifth row shows 'w' with a stroke order arrow. Each row contains several pairs of solid and dotted letters for tracing. At the bottom center, there is a small owl illustration.

Нёс для мамы Хомячок  
Земляничку и Цветок.

Х х  
Ц ц



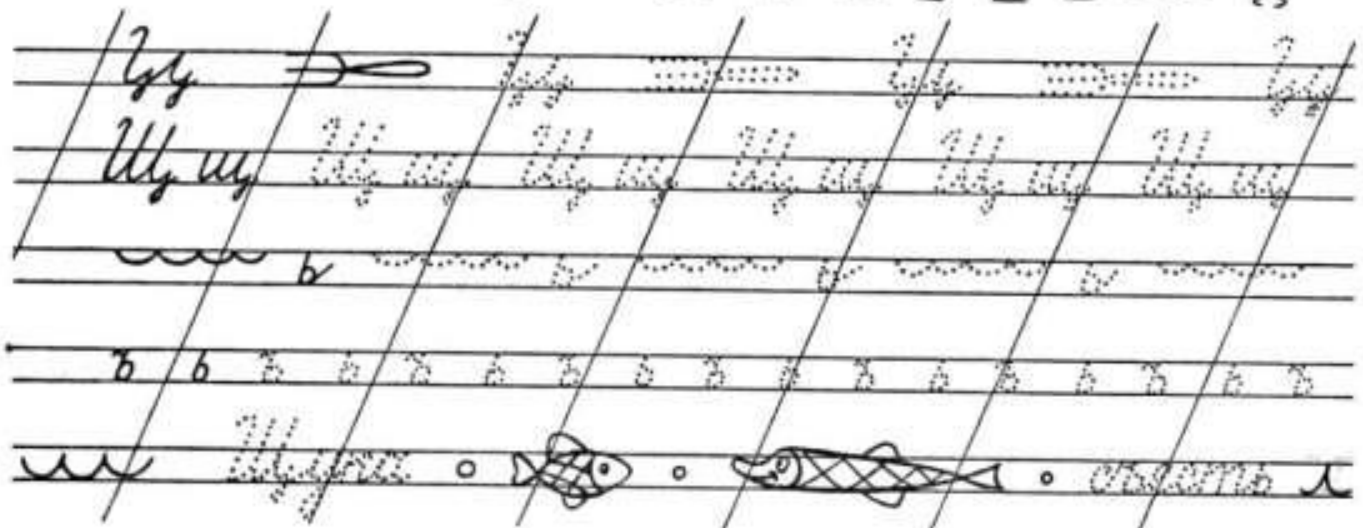






# Щщ Ъ,ъ

Щука зря раскрыла пасть,  
Съестъ себя  
не даст Карась!



# Ыы Ээ


Бросив в норку два ореха,  
Мышка испугалась Эха.



Ыы	Ыы	Ыы	Ыы	Ыы	Ыы
Ээ	Ээ	Ээ	Ээ	Ээ	Ээ
Ээ	Ээ	Ээ	Ээ	Ээ	Ээ
Ээ	Ээ	Ээ	Ээ	Ээ	Ээ
Ээ	Ээ	Ээ	Ээ	Ээ	Ээ

Юю  
Яя

Там, где склон  
Вьюнком зарос,  
Греет Ящерица хвост.

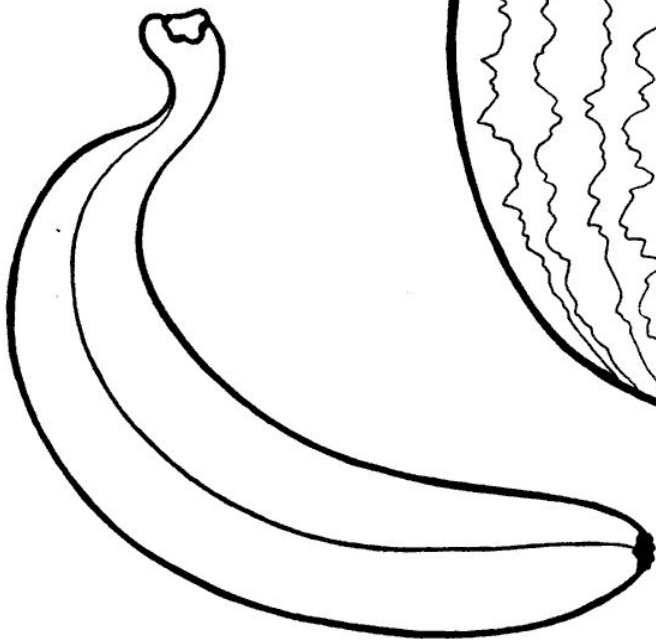
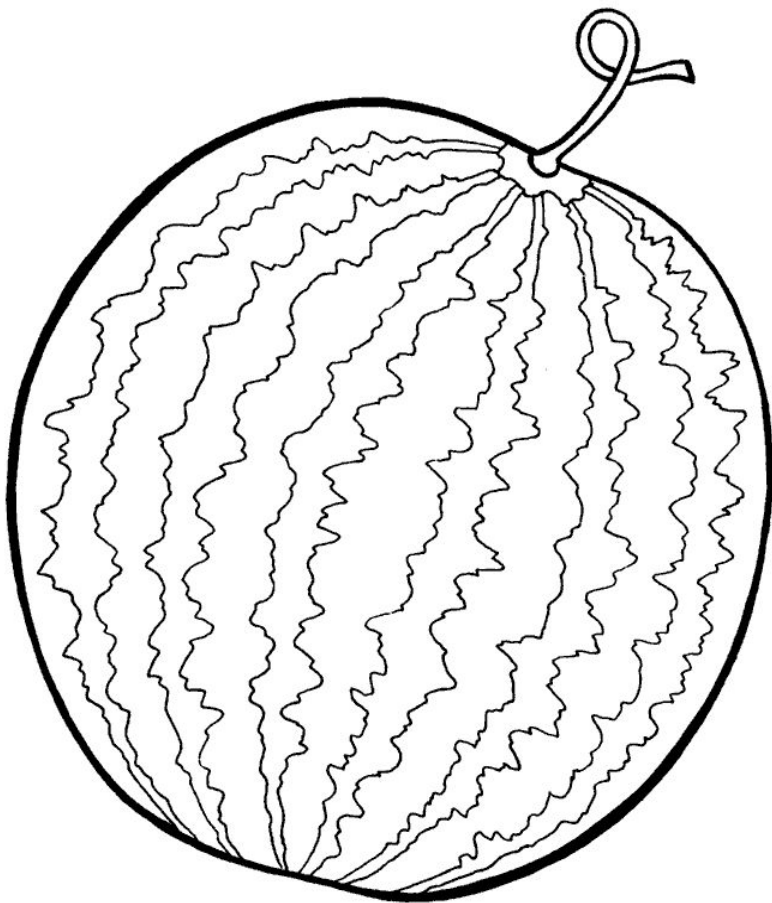


# **ПРОПИСИ**

## **ВАРИАНТ БЕЗ СТИХОВ**

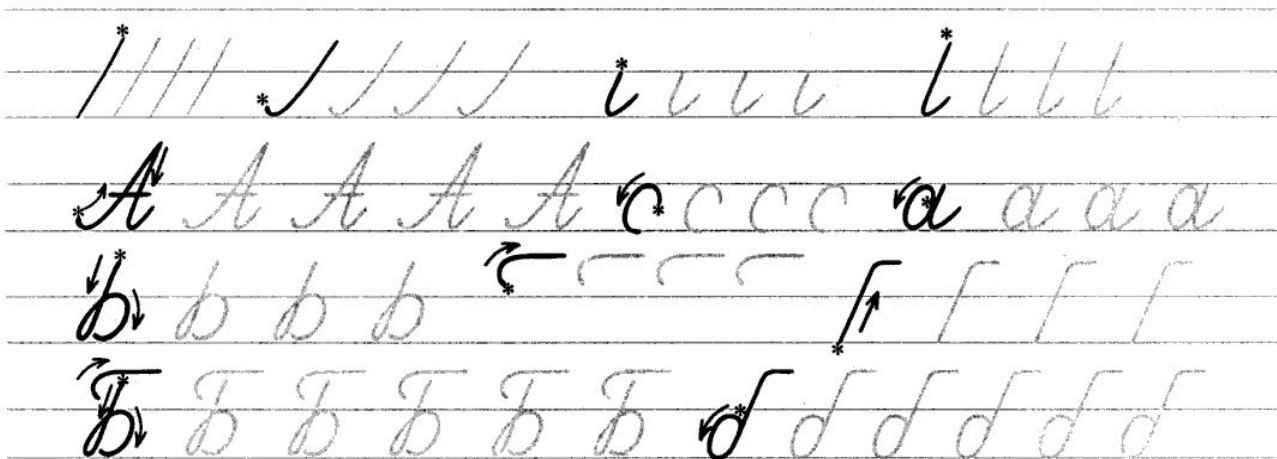
**А**

арбуз





**Б**

банан



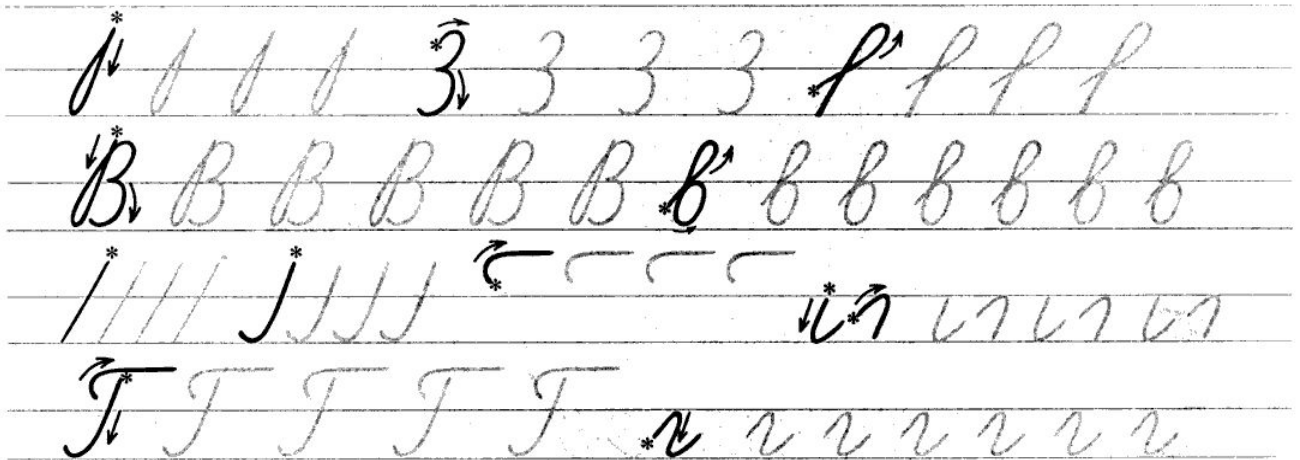
**В**

иноград



**Г**


руша





**Д**

ыня

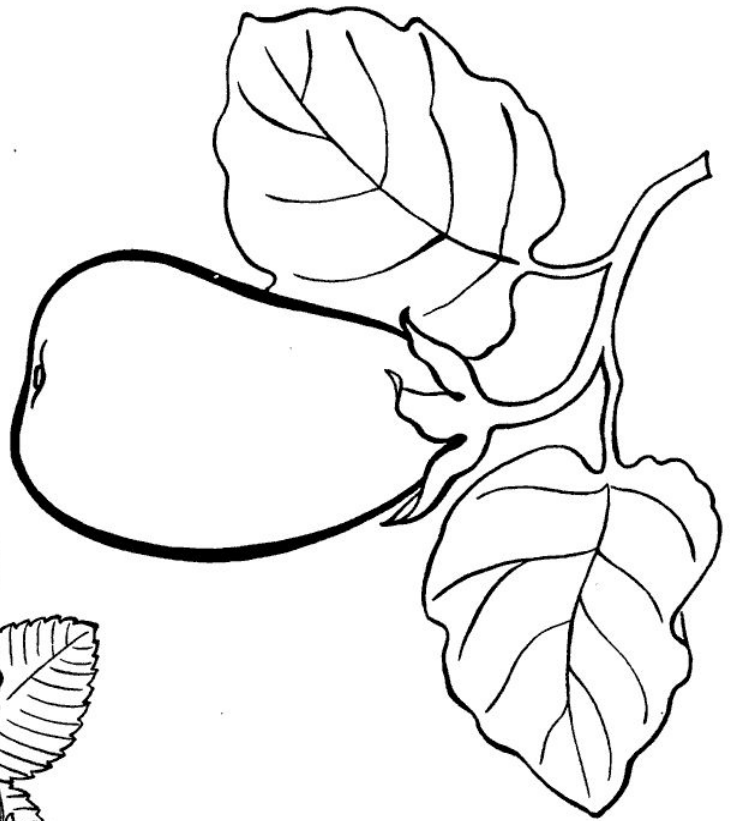


**Е**

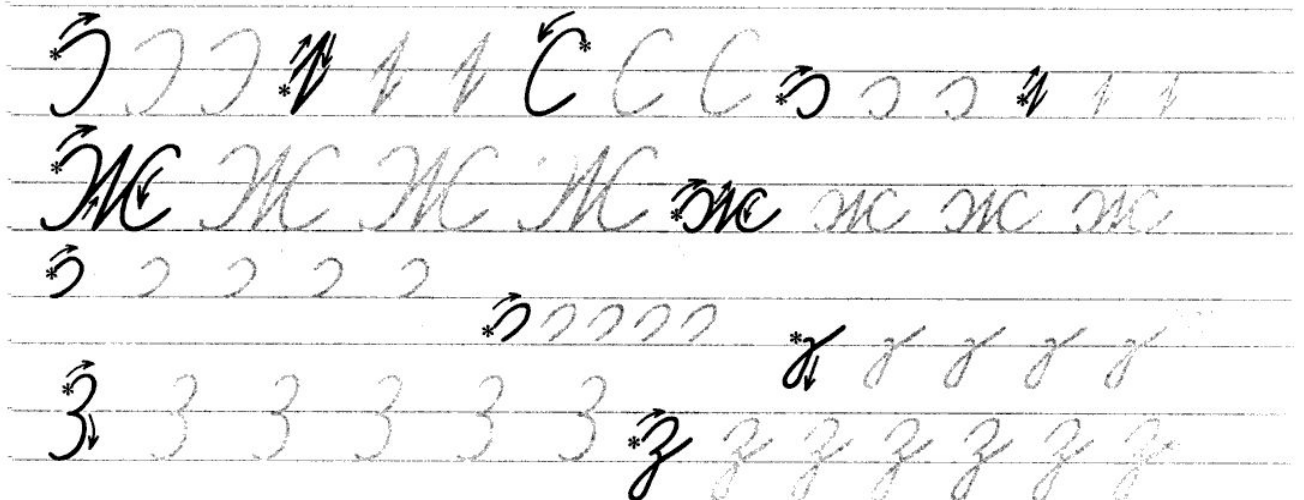
жевика

Handwriting practice lines for the Cyrillic letter 'Д'. The first row shows the stroke order for uppercase 'Д' (1, 2) and lowercase 'д' (1, 2) with arrows and asterisks indicating the starting point and direction. The second row shows a series of uppercase 'Д' and lowercase 'д' for tracing. The third row shows a series of cursive uppercase 'Д' and lowercase 'д' for tracing. The fourth row shows a series of cursive uppercase 'Е' and lowercase 'е' for tracing.

бакла **Ж** ан



**З** емляника





**И**

нжир



ма **Й** оран

Handwriting practice lines for the Cyrillic letter 'И'. The first row shows the stroke order for uppercase 'И' (1, 2, 3) and lowercase 'и' (1, 2, 3). The second row shows a sequence of uppercase 'И' followed by lowercase 'и'. The third row shows a sequence of lowercase 'и' followed by uppercase 'И'. The fourth row shows a sequence of uppercase 'И' followed by lowercase 'и'.

**К**

укуруза



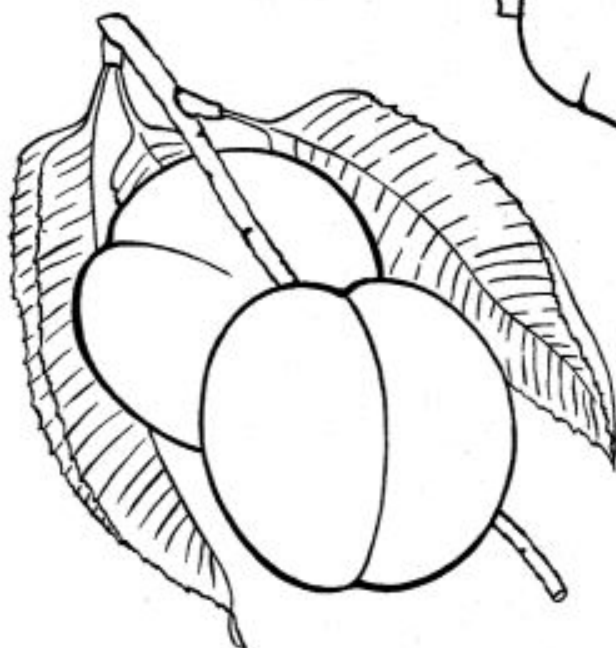
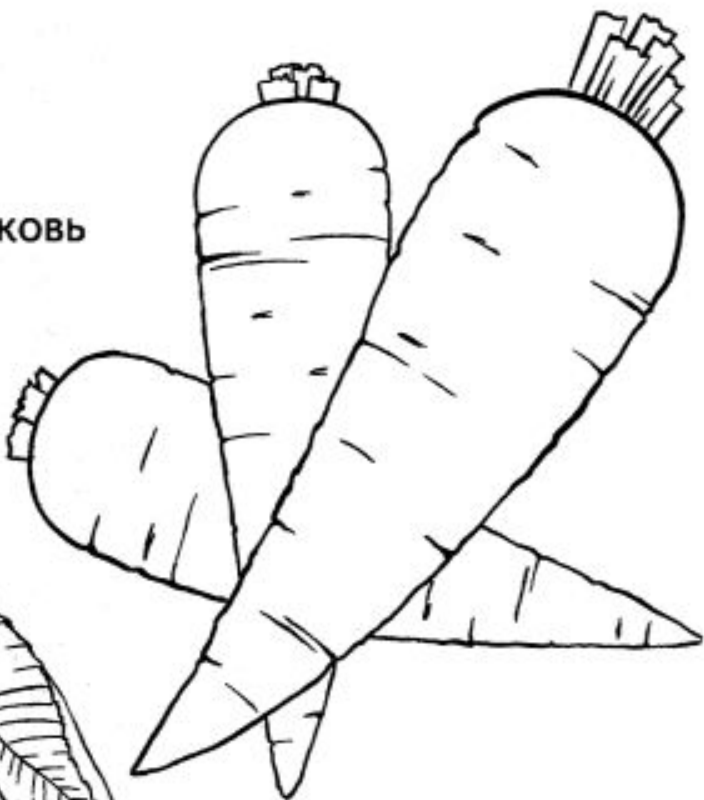
**Л**

ук

Handwriting practice lines for the letter 'Л' (L) in cursive script. The first row shows the letter 'Л' followed by several variations of the letter and a vertical line. The second row shows the letter 'Л' followed by several variations of the letter. The third row shows the letter 'Л' followed by several variations of the letter. The fourth row shows the letter 'Л' followed by several variations of the letter.

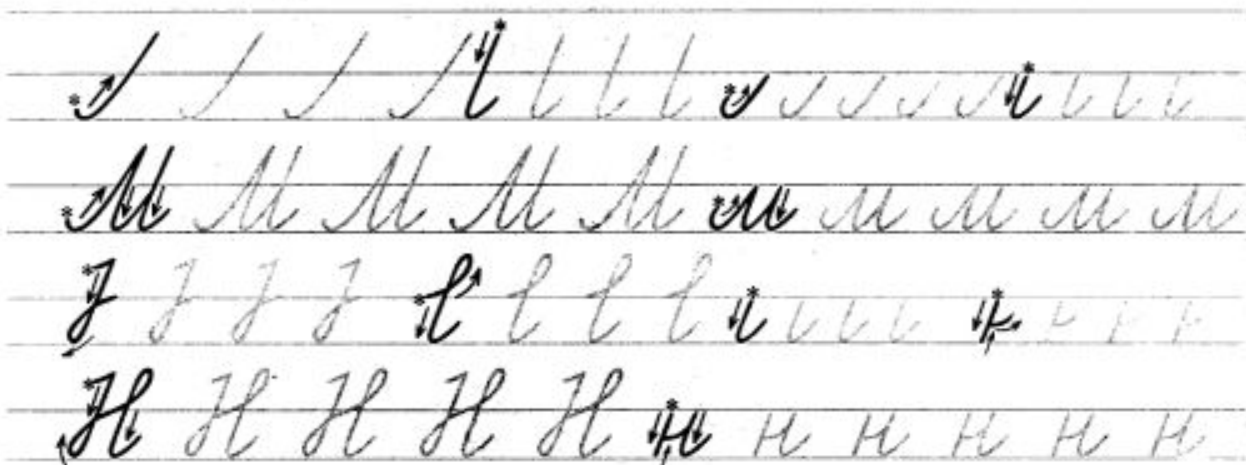
**М**

орковь



**Н**

ектарин



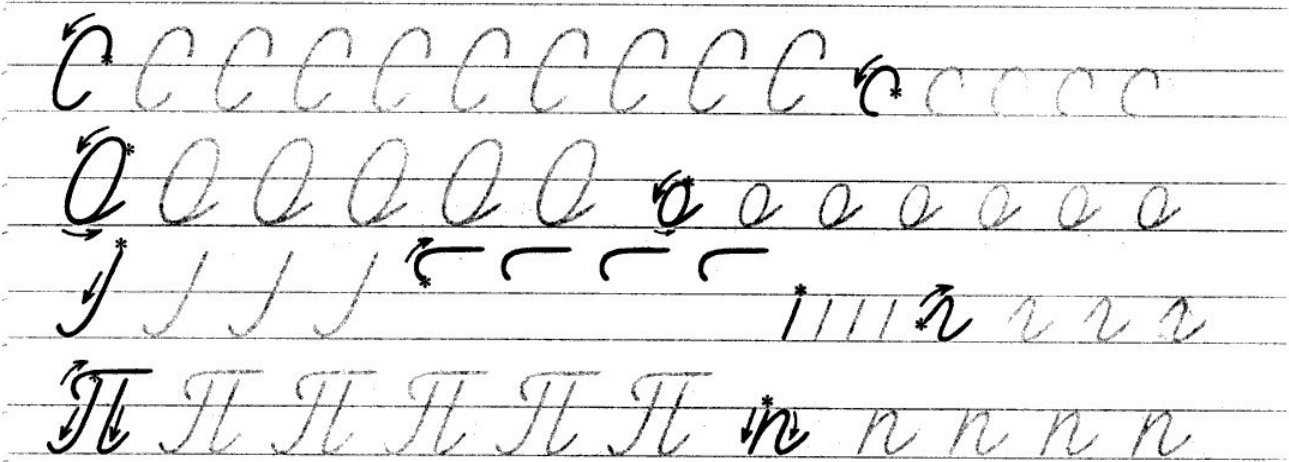
**О**

гурец



**П**


омидор





**Р**

едис



**С**

векла

Handwriting practice lines for the Cyrillic letter 'Р' (uppercase) and 'р' (lowercase). The first row shows the stroke order for 'Р' with arrows and asterisks. The second row shows the stroke order for 'р' with arrows and asterisks. The third row shows the stroke order for 'С' with arrows and asterisks. The fourth row shows the stroke order for 'с' with arrows and asterisks. Each row contains several examples of the letter in a cursive style, with some letters being solid and others dashed for tracing.

**Т**


ыква



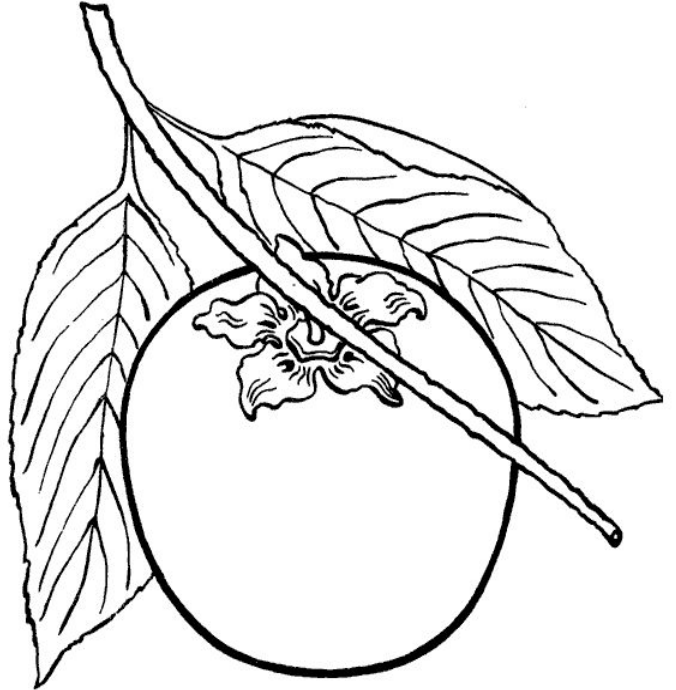
**у**

кроп


Handwriting practice lines for the Cyrillic letter 'у'. The first row shows the letter 'у' in various orientations (upright, slanted, and inverted) with arrows and asterisks indicating stroke direction and starting points. The second row shows the letter 'у' in a cursive style with arrows and asterisks. The third row shows the letter 'у' in a cursive style with arrows and asterisks. The fourth row shows the letter 'у' in a cursive style with arrows and asterisks.




асоль




урма





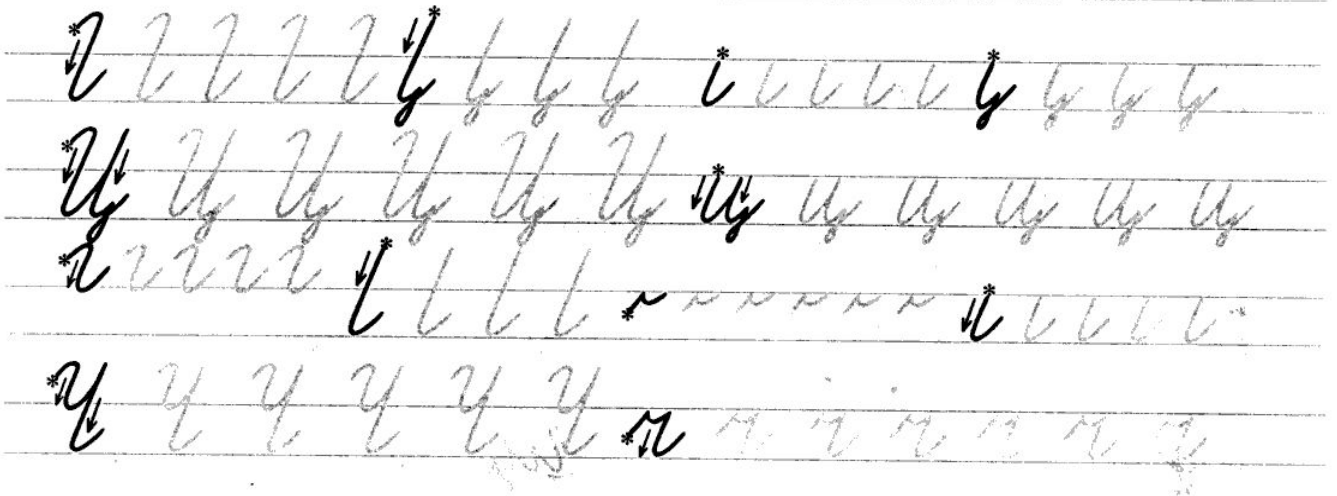
Ч


ЕЩОК



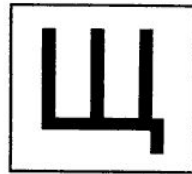

Ц

УККИНИ

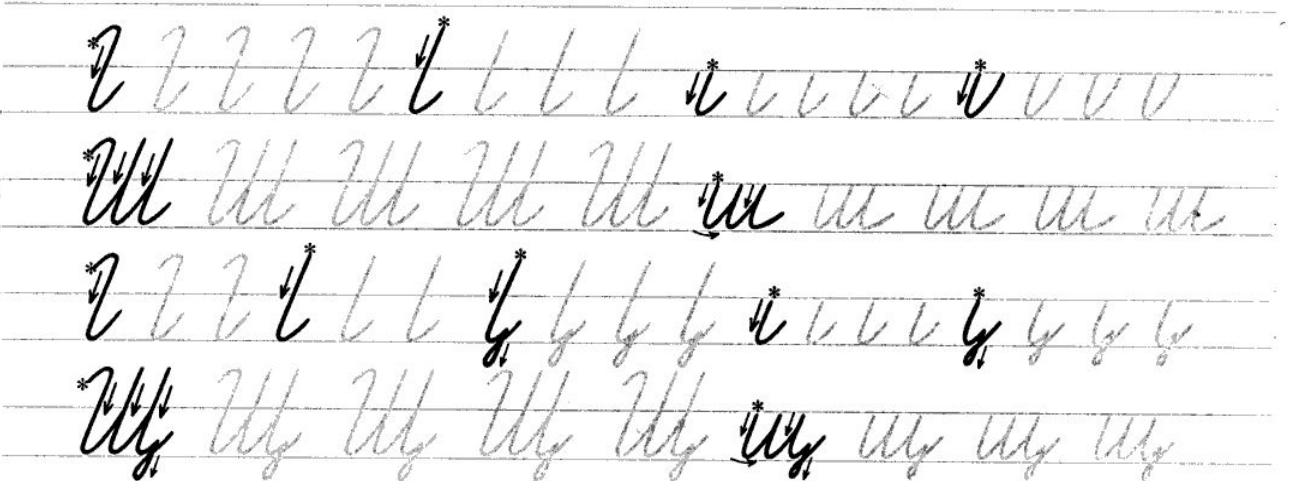


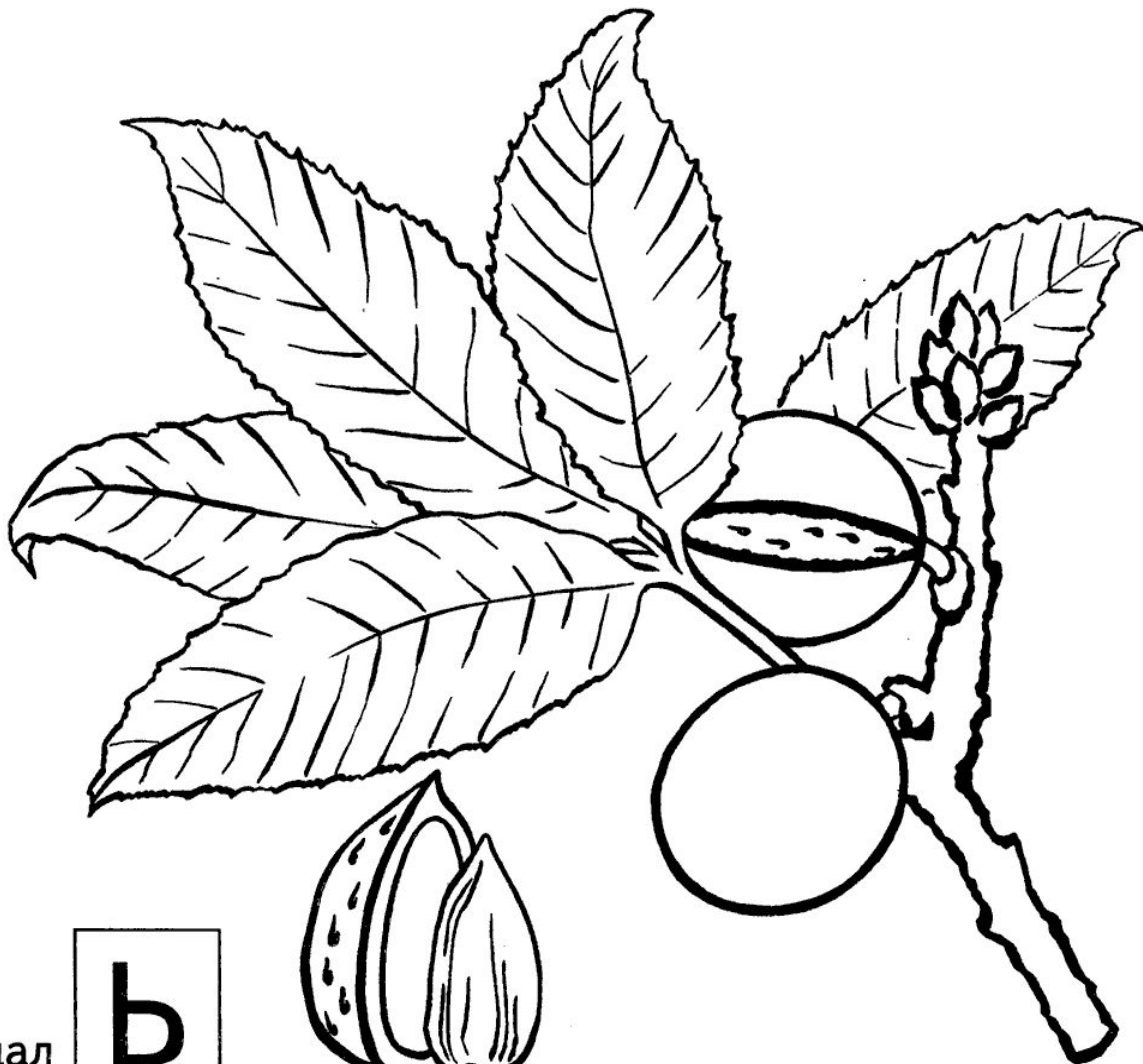


ИПОВНИК




щавель





миндал


**б**



Tracing practice for the letter 'б' on four horizontal lines. The first row shows a sequence of cursive 'б' characters, starting with a star and a downward arrow indicating the stroke direction. The second row shows a sequence of printed 'б' characters, starting with a star and a downward arrow. The third row shows a sequence of cursive 'б' characters. The fourth row shows a sequence of printed 'б' characters.



кр **Ы** ЖОВНИК



**Э** страгон

↓ ↓ ↓ ↓ ↓ Ы Ы Ы Ы Ы Ы Ы Ы Ы Ы Ы Ы Ы


Ы Ы Ы Ы Ы Ы Ы Ы Ы Ы Ы Ы Ы

Э Э Э Э Э Э Э Э Э Э Э Э Э Э Э

Э Э Э Э Э Э Э Э Э Э Э Э Э Э Э

Ю

бея



Я

блоко

Я Я Я Я Я О О О О О Ф Ф Ф Ф Ф  
 Ю Ю Ю Ю Ю Ю Ю Ю Ю Ю Ю  
 Я Я Я Я Я Я Я Я Я Я Я Я Я Я Я  
 Я Я Я Я Я Я Я Я Я Я Я Я Я Я Я