

# Письменные буквы русского алфавита

А а Б б В в Г г Д д Е е Ё ё  
Ж ж З з И и Й й К к Л л  
М м Н н О о П п Р р С с  
Т т У у Ф ф Х х Ц ц Ч ч  
Ш ш Щ щ Ъ ъ Ы ы Ь ь Э э Ю ю  
Я я



Аа <b>Аа</b>	Бб <b>Бб</b>	Вв <b>Вв</b>	Гг <b>Гг</b>	Дд <b>Дд</b>
Ее <b>Ее</b>	Ёё <b>Ёё</b>	Жж <b>Жж</b>	Зз <b>Зз</b>	Ии <b>Ии</b>
Йй <b>Йй</b>	Кк <b>Кк</b>	Лл <b>Лл</b>	Мм <b>Мм</b>	Нн <b>Нн</b>
Оо <b>Оо</b>	Пп <b>Пп</b>	Рр <b>Рр</b>	Сс <b>Сс</b>	Тт <b>Тт</b>
Уу <b>Уу</b>	Фф <b>Фф</b>	Хх <b>Хх</b>	Цц <b>Цц</b>	Чч <b>Чч</b>
Шш <b>Шш</b>	Щщ <b>Щщ</b>	Ъъ <b>Ъъ</b>	Ыы <b>Ыы</b>	Ьь <b>Ьь</b>
Ээ <b>Ээ</b>	Юю <b>Юю</b>	Яя <b>Яя</b>		


A a

A a



a



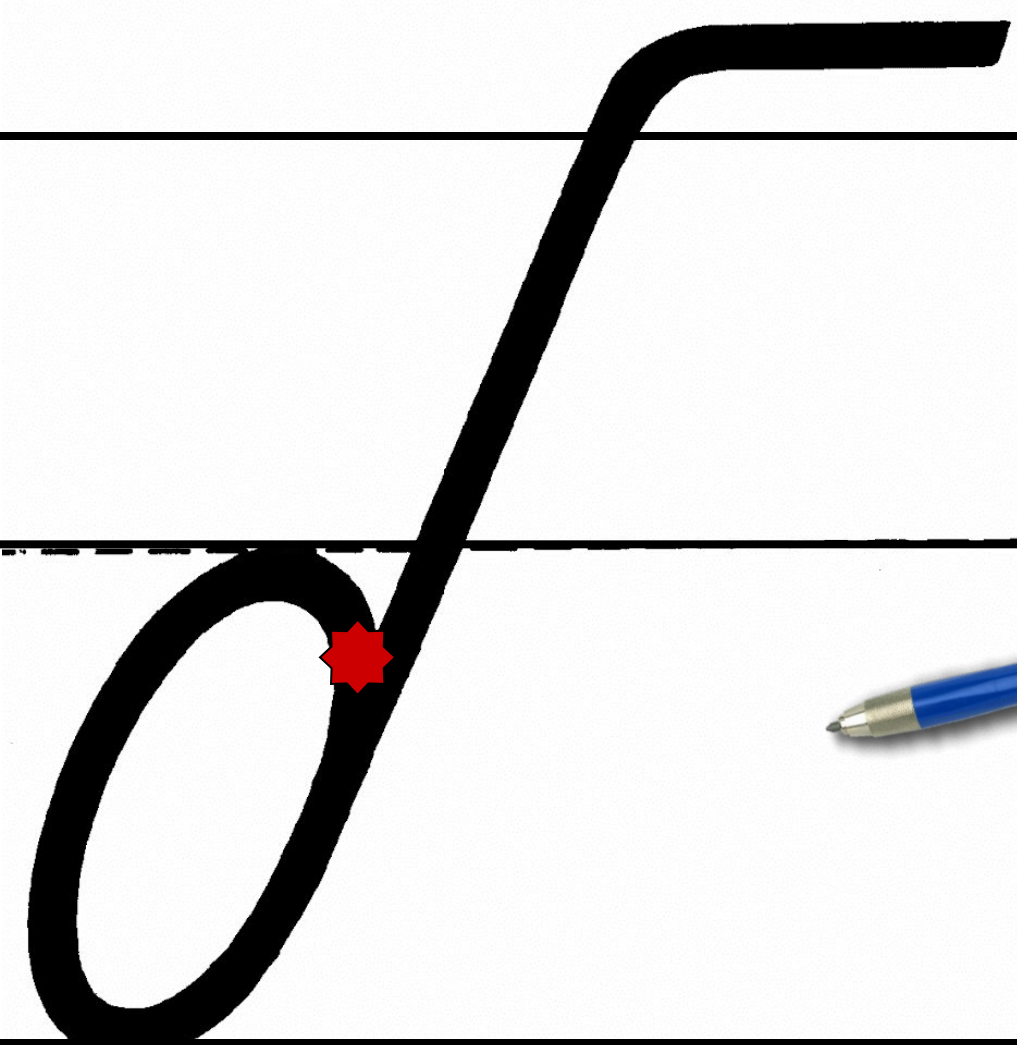



Б б

Б

б








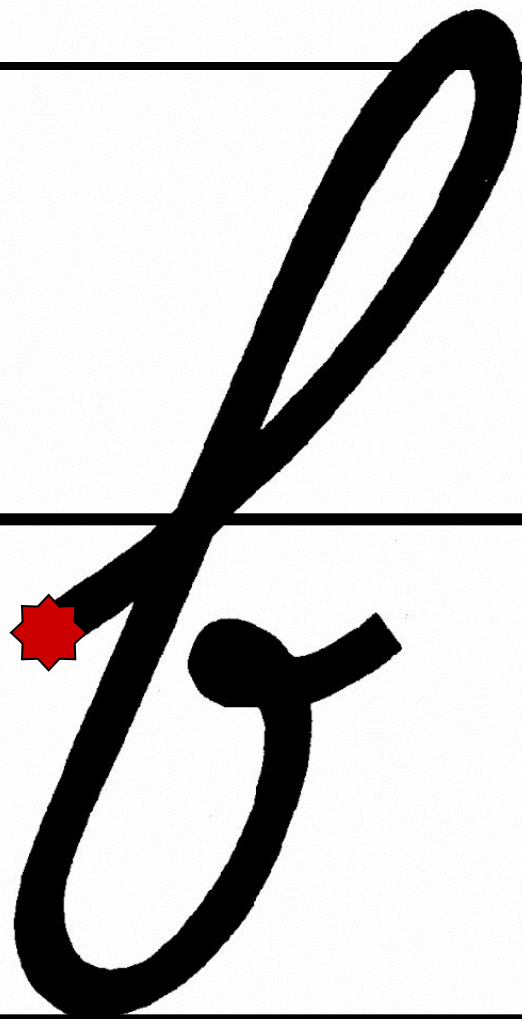


**B B**

B b b

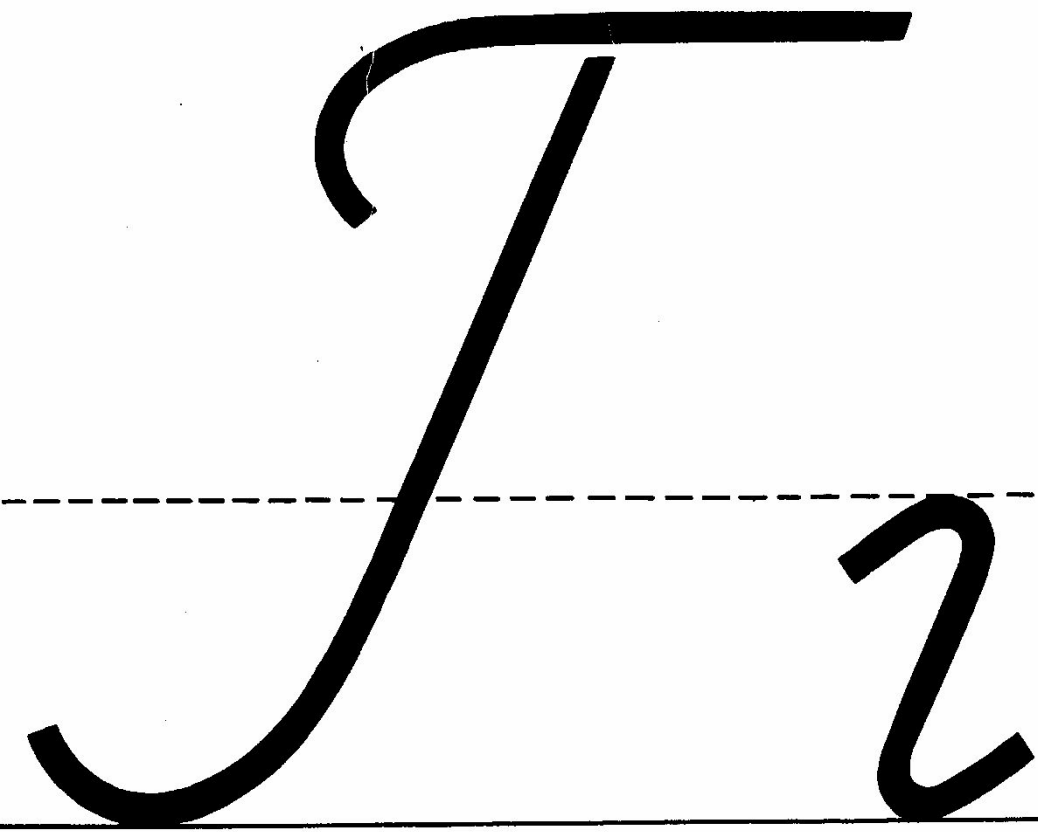







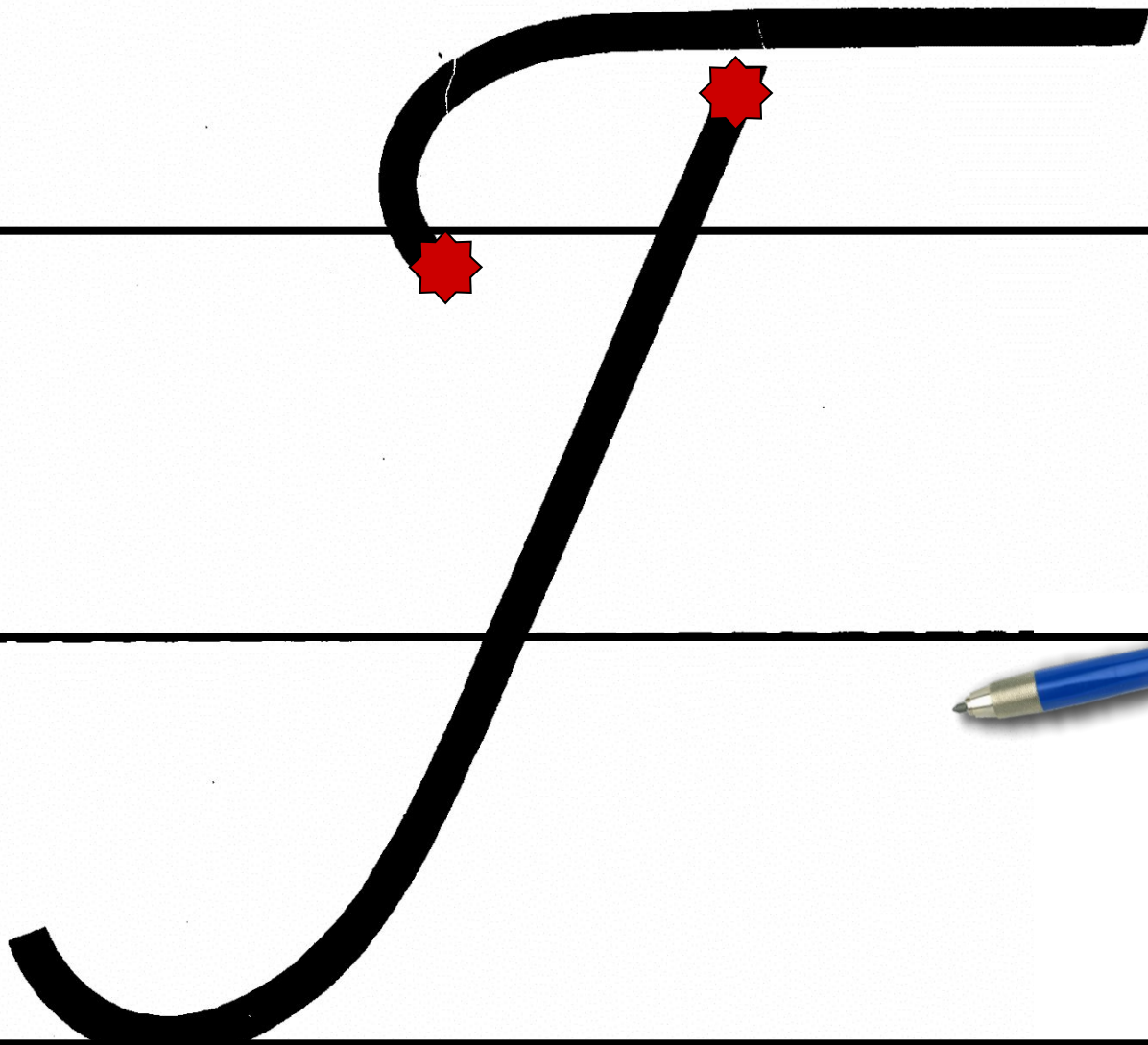
B





2





Дд





D d





g





E e

E

e



e



É



E e

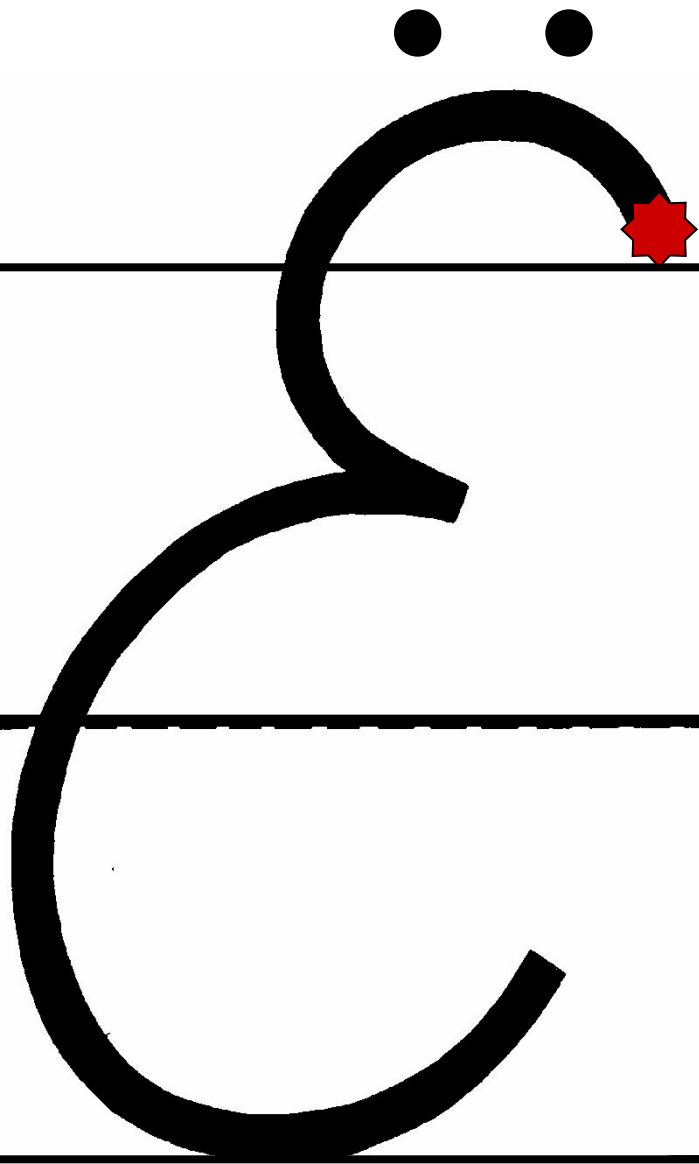
Ë

ë



e







Ж ж

Ж

ж




---

---

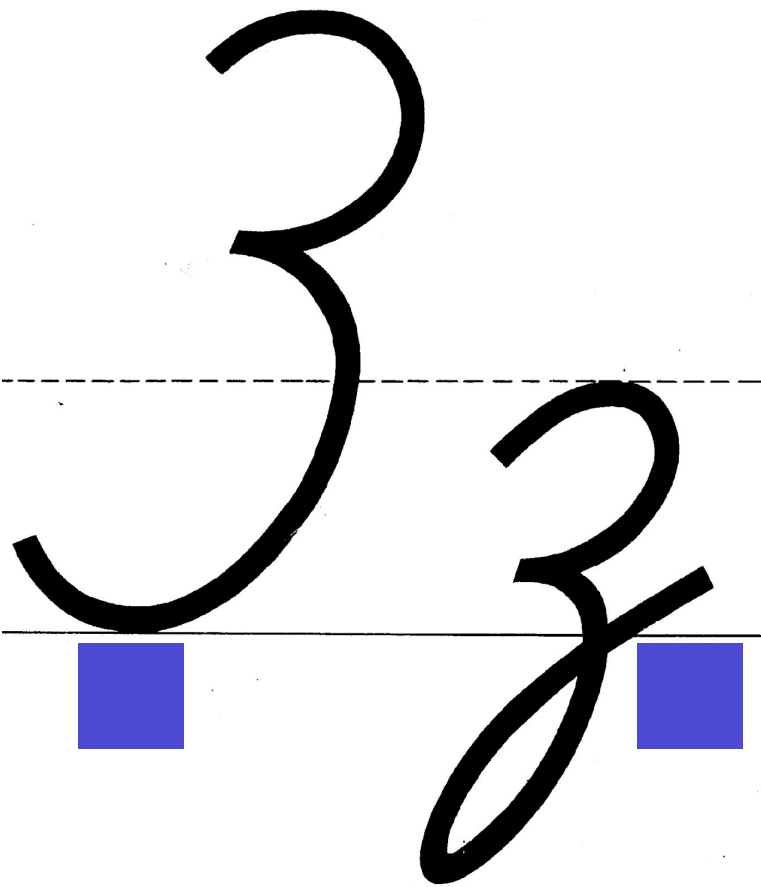
---


2K





3 3





3



И И

И И

и и





u





21





Handwriting practice lines with a cursive letter 'u' and a pen illustration.



A large, thick, black cursive letter 'u' written on the middle horizontal line, extending downwards to the bottom horizontal line.



Kk

Kk



Handwritten cursive letter 'k' with two red starburst markers indicating stroke direction.



Handwritten cursive letter 'K' on a four-line grid. The letter is drawn with thick black strokes. Two red starburst markers are placed at the top of the vertical stem and at the junction where the stem meets the loop, indicating key points for writing.



Л л

Л

л



Handwritten letter 'k' on a four-line grid. A red starburst is at the starting point of the stroke on the bottom line.





Handwritten cursive letter 'A' on a four-line grid. A red starburst is at the starting point of the letter on the bottom line.



M M

M M m m



---


---

---

π



Handwritten cursive letters 'M' and 'A' on a four-line grid. A red starburst icon is at the start of the 'M' on the bottom line.



Н Н

Н

Н



Handwritten letter 'H' on a four-line grid. A red starburst is placed at the top of the left vertical stroke, indicating the starting point for writing.



H








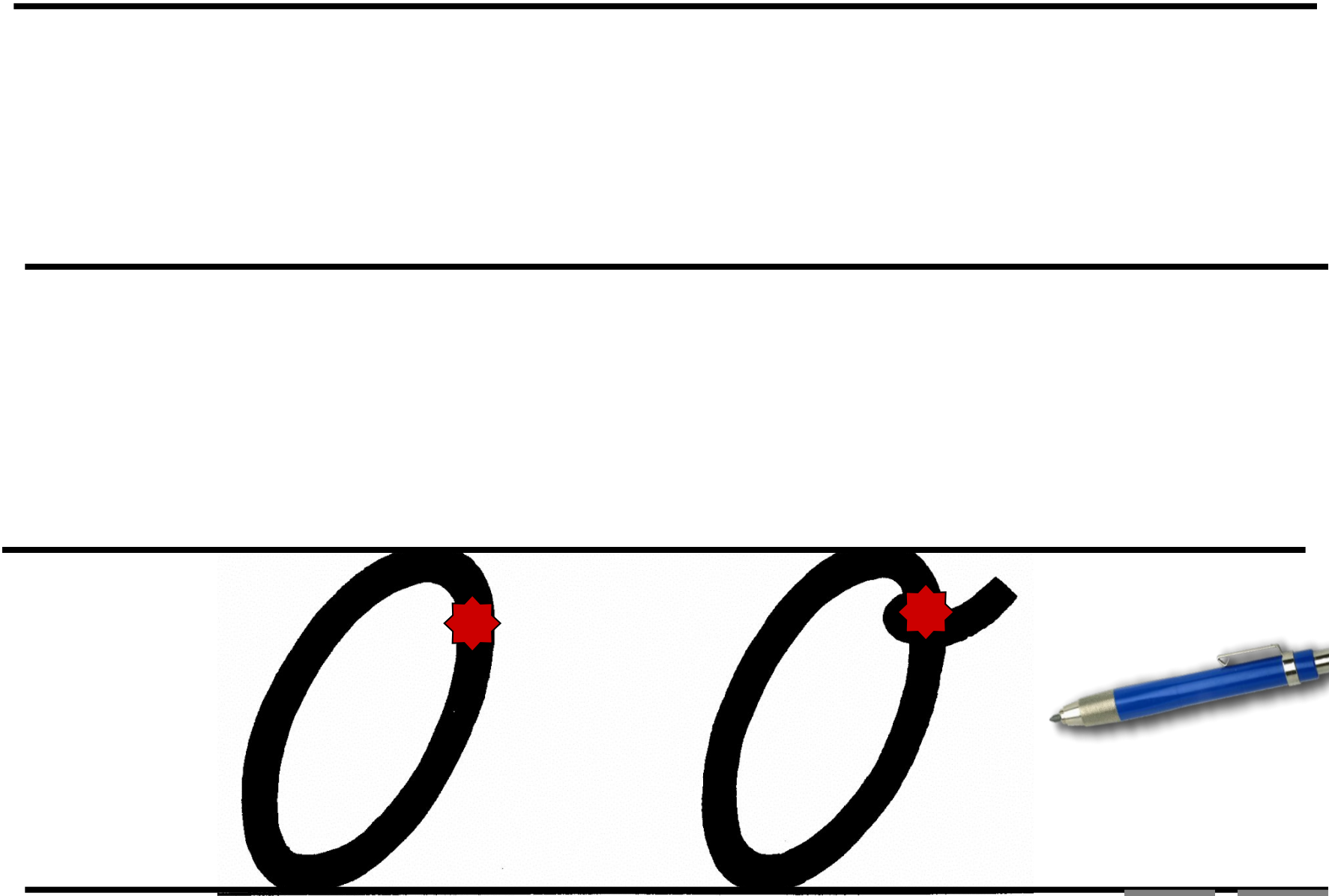
---

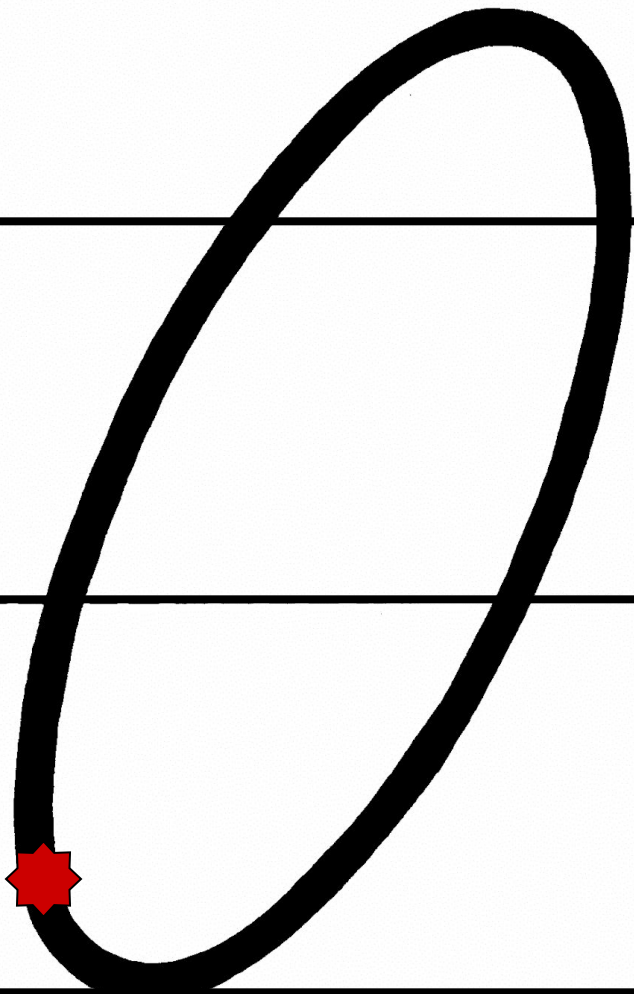
---

0

o







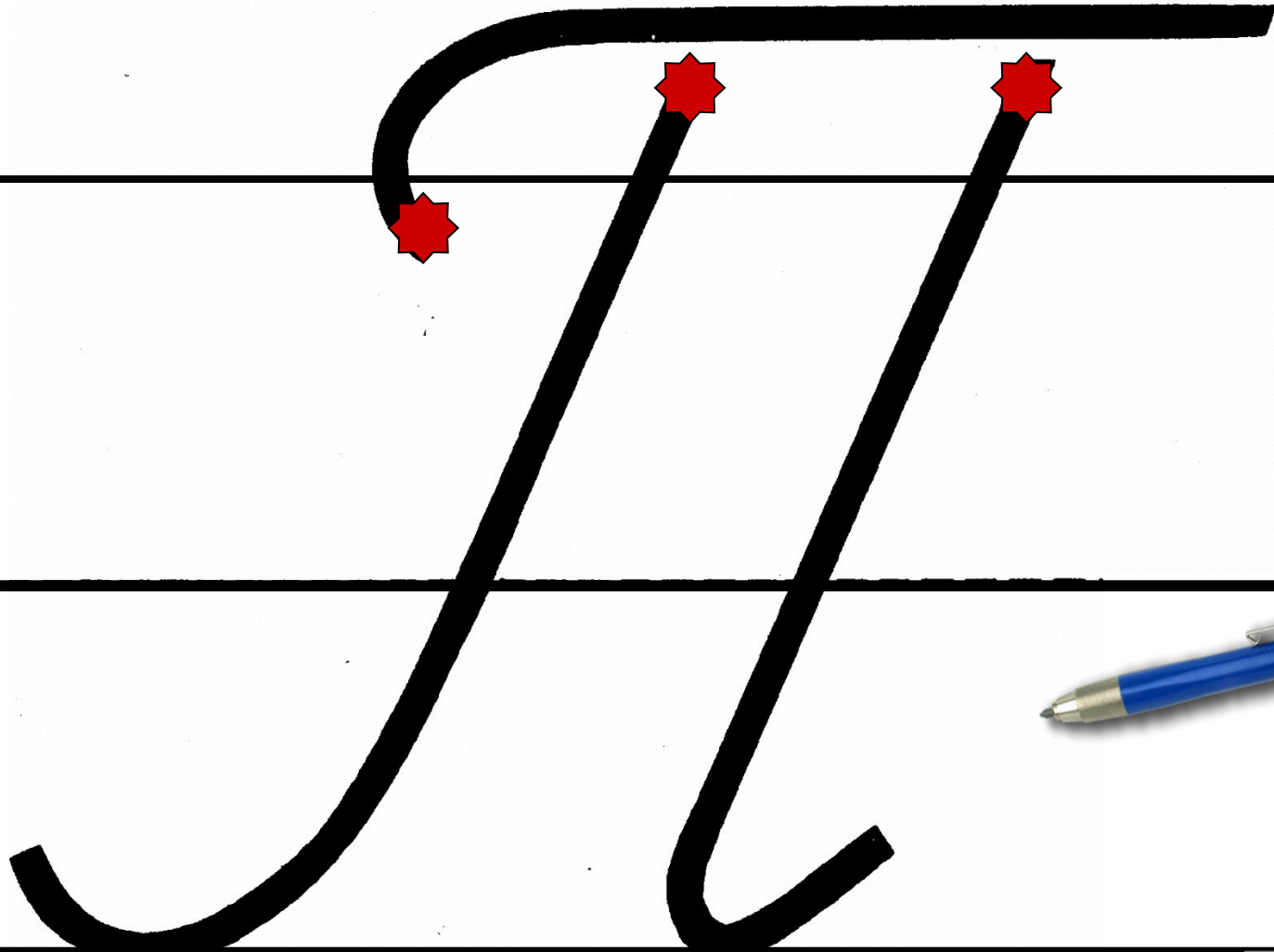
Handwritten uppercase 'H' and lowercase 'h' in a box.

Large cursive letters 'H' and 'h' on a four-line writing grid. The uppercase 'H' spans from the top line to the bottom line. The lowercase 'h' spans from the middle dashed line to the bottom line. Two blue squares are positioned below the bottom line, one under the 'H' and one under the 'h'.



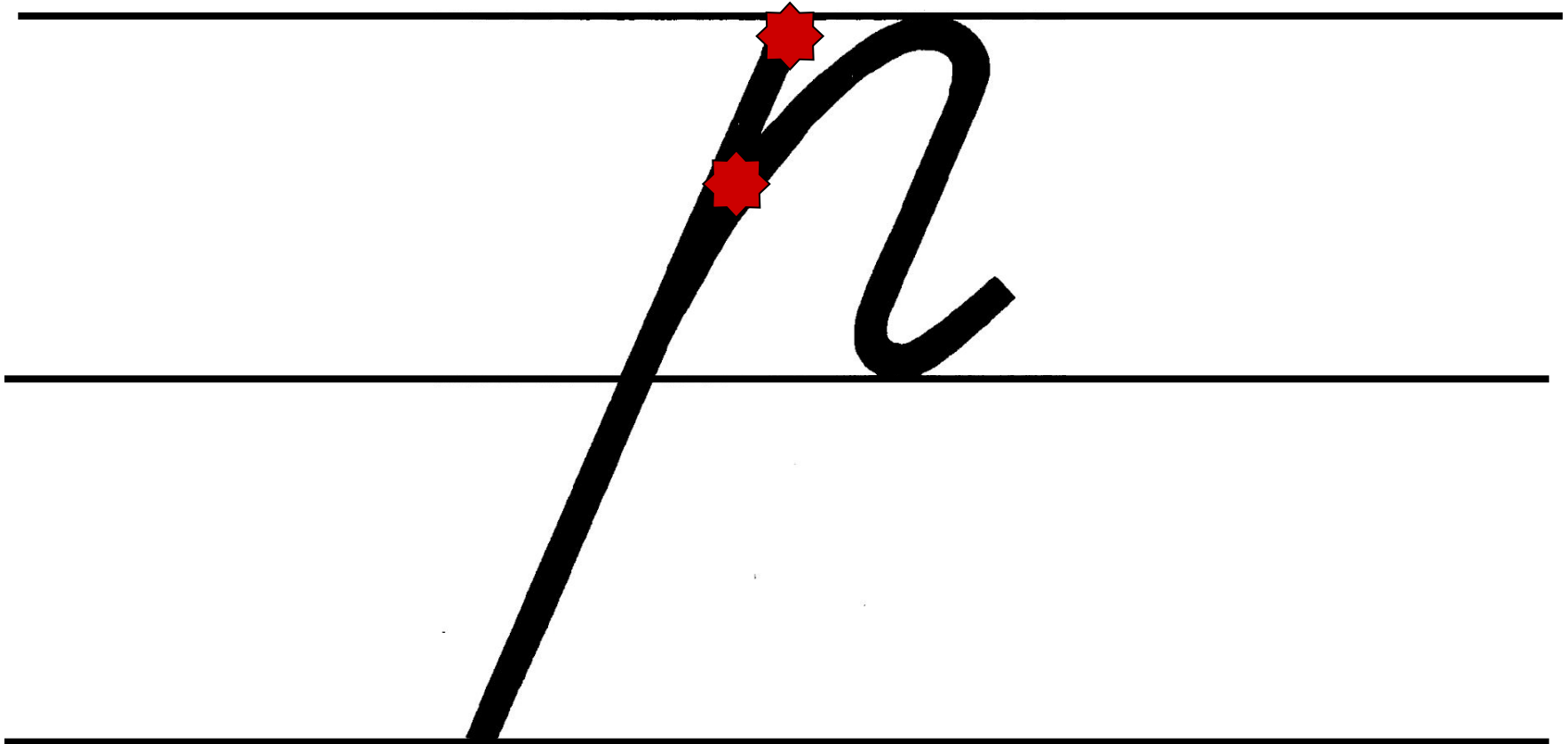
12





Pp







*F*



Cc

Cc



C



É



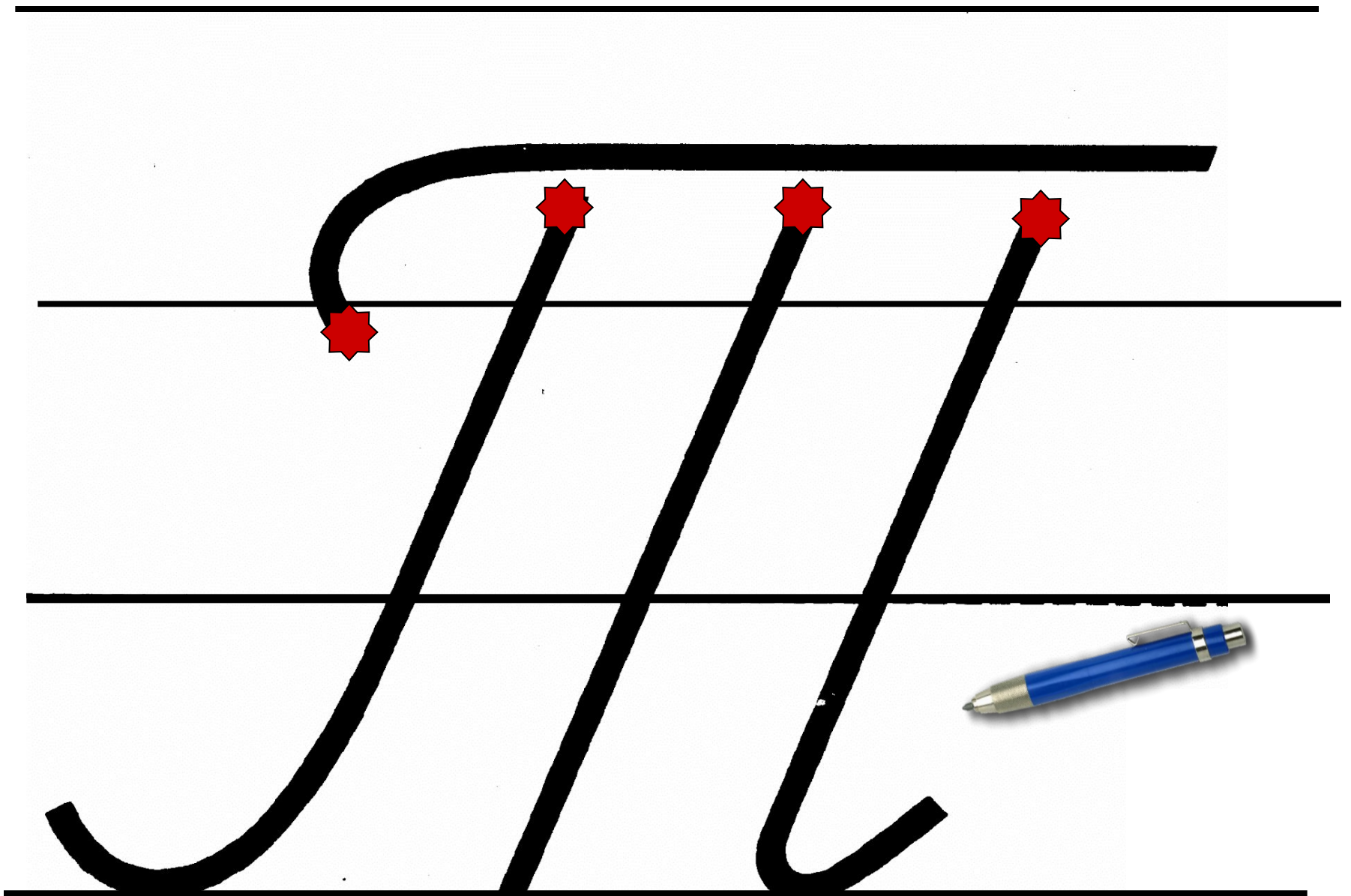
T t

T t



Handwritten cursive letter 'm' on a four-line grid. A red starburst icon is placed at the top of the first vertical stroke to indicate the starting point.





yy

y y






y



g




Ф ф





g



X x

X



x



---

---

---

x



Handwritten cursive letter 'x' on a four-line grid. The letter is drawn with a thick black stroke. Two red starburst markers are placed at the top of the letter, one on the left and one on the right, indicating the starting points of the two main strokes. The letter starts at the top line, goes down to the bottom line, loops back up to the top line, and then loops back down to the bottom line.






Ц ц

Ц ц

Ц ц



Uy



Handwritten cursive letter 'y' on a four-line grid. A red starburst icon is placed at the top of the letter's stem to indicate the starting point of the stroke.



44

4

4




7



Handwritten cursive letter 'y' on a four-line grid. A red starburst marks the starting point of the stroke at the top line.






W

w







21





Щ щ


Щ щ



u y



W



b

b



7



Ы I

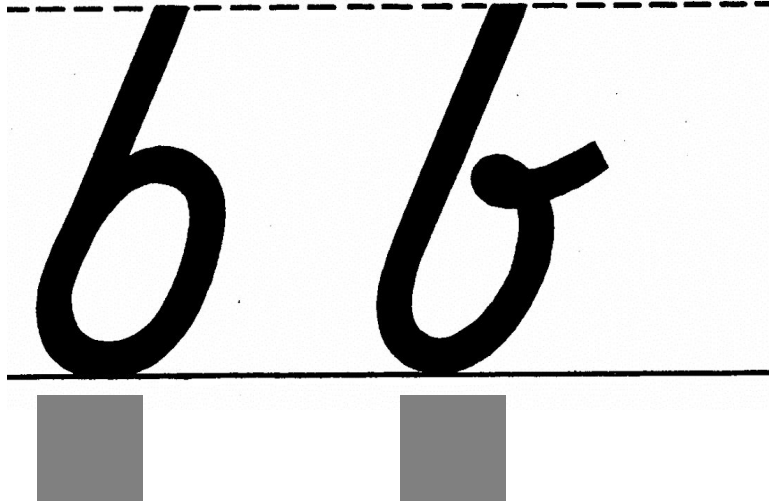
Ы I



64







6




6



Э э

Э э





Handwriting practice for the letter 'f' on a four-line grid. The letter is drawn in thick black ink. Two red starburst markers indicate the starting points for the two strokes: the top curve and the horizontal crossbar.




Ю ю

Ю

Ю Ю



HO





10



10



Яя

Я

я



g



g

