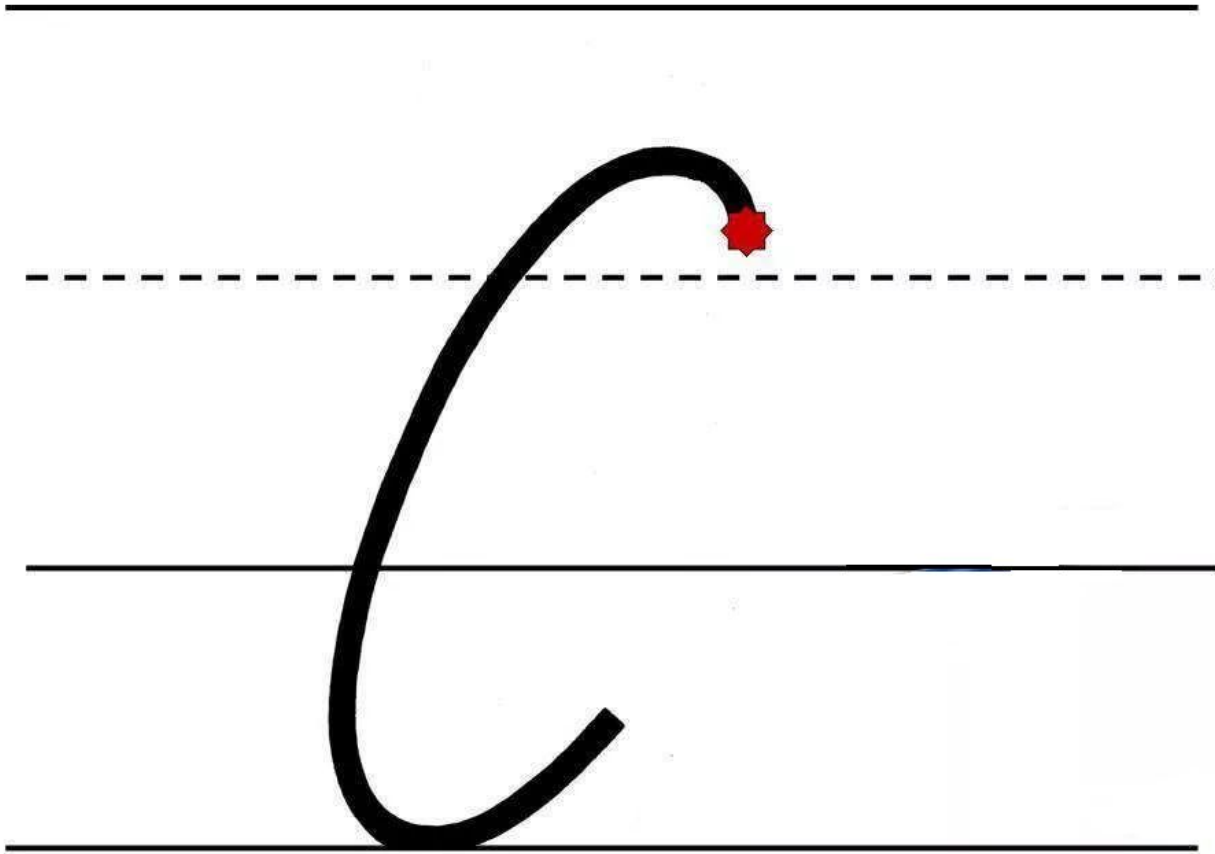
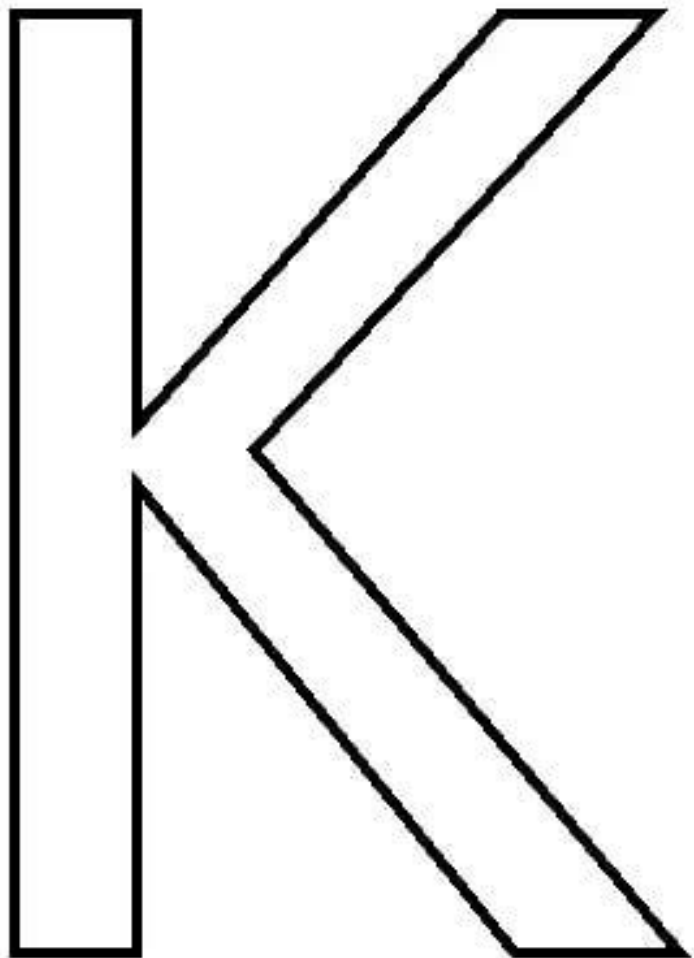


Здравствуйте,
ребята!






a

Тема урока:


Строчная и заглавная

буквы Рр



Цели:

- ✓ Научимся писать строчную и заглавную буквы Р, р
- ✓ Научимся писать слоги с этими буквами



A cursive lowercase letter 'n' is shown on a set of three horizontal lines: a dashed top line, a solid middle line, and a solid bottom line. The letter starts with a diagonal stroke from the bottom left to the middle line, curves to the right to touch the top dashed line, and then curves back down to the bottom line.



A large cursive lowercase letter 'n' is shown on a set of three horizontal lines: a dashed top line, a solid middle line, and a solid bottom line. The letter starts with a long diagonal stroke from the bottom left, crossing the middle line, and then curves to the right to touch the top dashed line, before curving back down to the bottom line.

