

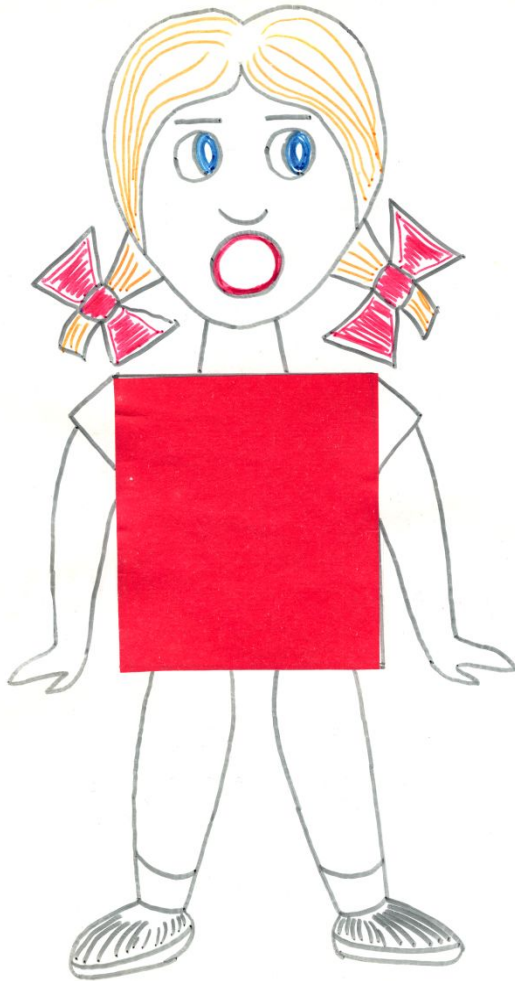
ОБУЧЕНИЕ ГРАМОТЕ В УСЛОВИЯХ НОВОГО СТАНДАРТА

Звук [а] буквы Аа


Учитель высшей категории ГОУ
СОШ №244

Морозова Марина
Николаевна
г. Санк-Петербург

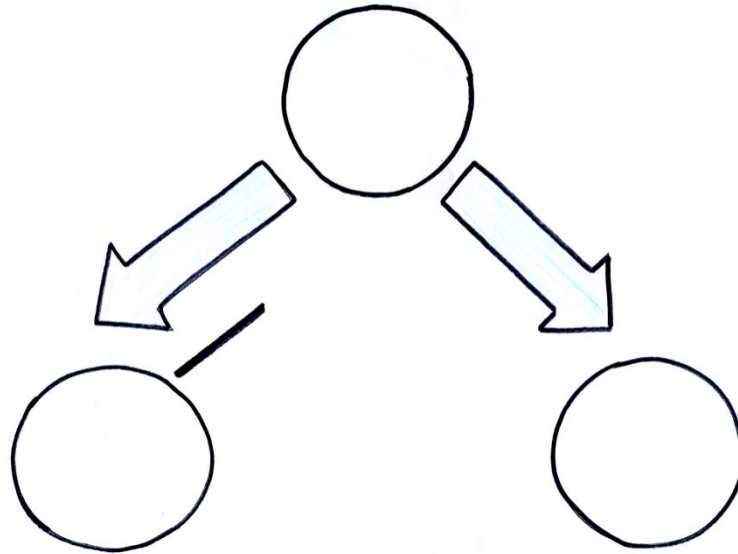
Гласная



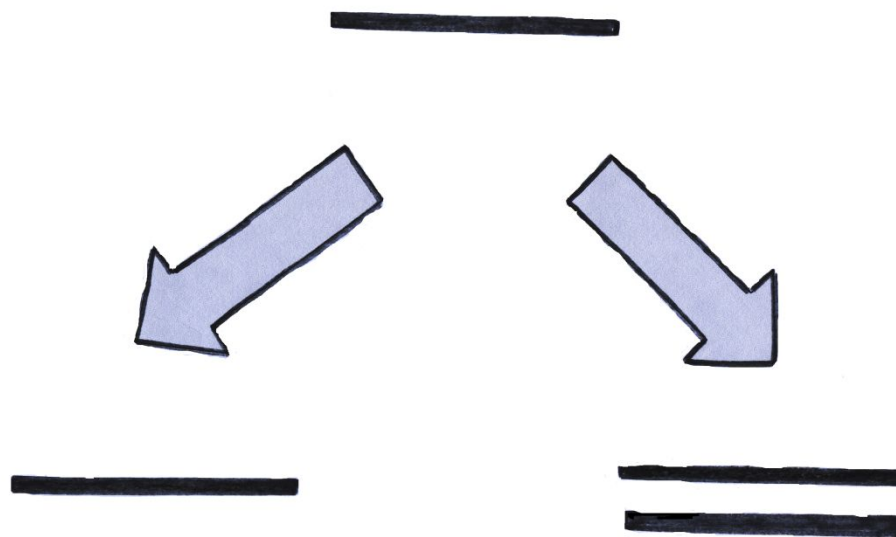
Согласный




Гласный




Согласный



Гласная




Согласный




ангел

астра

аист






A large, black, cursive uppercase letter 'A' is written on a light-colored background. The letter starts with a loop on the left, then rises to a peak and descends to a point at the bottom. A dashed horizontal line is drawn across the middle of the letter, and a solid horizontal line is drawn at the base.






A red, blocky uppercase letter 'A' is shown in a separate box. It is a simple, geometric representation of the letter, with a triangular top and a horizontal bar across the middle.



A red, cursive lowercase letter 'a' is shown in a separate box. It is a simple, rounded representation of the letter, with a small loop at the top and a tail that curves to the right.



A large, black, cursive lowercase letter 'a' is written on a light-colored background. The letter starts with a loop on the left, then rises to a peak and descends to a point at the bottom. A dashed horizontal line is drawn across the middle of the letter, and a solid horizontal line is drawn at the base.



Ар-буз'

2сл, 5б, 5зв.



Рефлексия

Всё ли удалось у нас на уроке?

Над чем ещё надо поработать?

