


мастер - класс

Новогодний

сувенир



Материалы и инструменты




Порядок выполнения

работы




1.






2.






3.




❖ 4.






5.






6.







7.







8.






9.



❖ 10.



❖ 11.



Маленькая ёлочка



Подарок любимому человеку



**Презентацию подготовили
учащиеся 4 класса
под руководством
Е.А. Исмагиловой**

