

**Introduction. Historical phases of dentistry development. Organizing of stomatological aid for population.**



**COMPILED BY:  
COLLEGE TEACHER A.K. KABIRAYEVA.**

**PULLING MEDIEVAL TEETH: A DENTIST WITH SILVER FORCEPS AND A NECKLACE OF LARGE TEETH, TAKEN FROM THE OMNE BONUM, PUBLISHED IN THE 14TH CENTURY.**





**LA DENTISTE BY GERARD VAN HONTHORST. DENTISTRY IN THE 17TH CENTURY. FROM HISTOIRE DES PEINTRES DE TOUTES LES COLES, COLE HOLLANDAISE, PUBLISHED 1863**

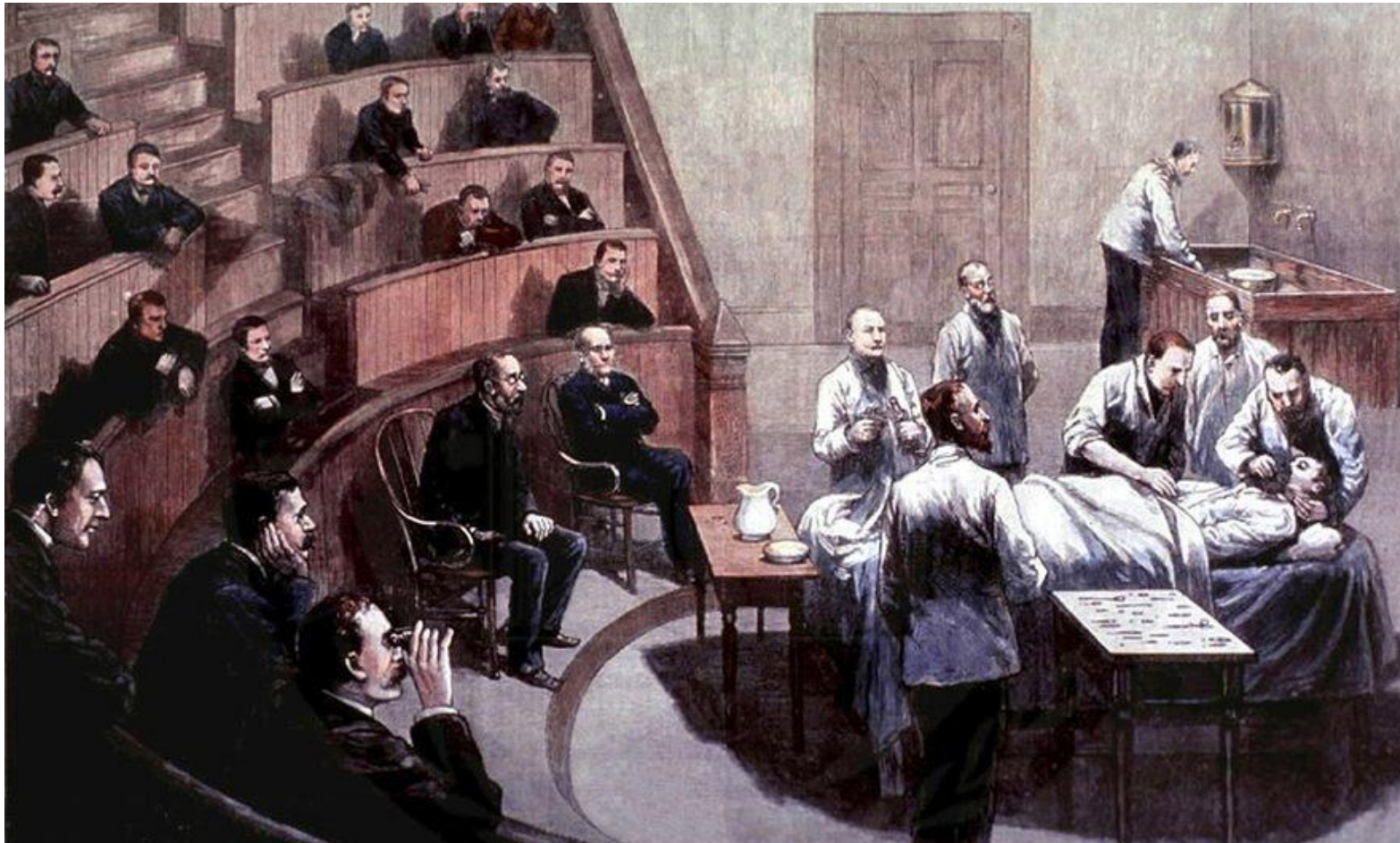


# A PERSIAN DENTIST: ILLUSTRATION FROM A COPY OF THE QUR'AN FROM AROUND 1900





**TAKING THE PAIN AWAY: WILLIAM TG MORTON  
GIVING THE FIRST PUBLIC DEMONSTRATION OF ETHER  
ANAESTHESIA IN BOSTON IN 1846.**



**A MEIJI-PERIOD JAPANESE TRAVELLING DENTIST  
CARRYING THE TOOLS OF HIS TRADE ON HIS BACK,  
CIRCA 1897**






# THE TOOTHBRUSH BECOMES BIG BUSINESS: HUNGARY AROUND 1900



# A DENTIST AND HIS NURSE TREATING A SCHOOLBOY, CIRCA 1910





**A DENTIST HAS A GOOD LOOK IN GERMANY,  
ABOUT 1930**



**DENTISTS GO MOBILE: A DENTIST TREATS A YOUNG GIRL IN A  
MOBILE SURGERY OPERATED FOR THE BENEFIT OF LOCAL  
SCHOOLCHILDREN IN CAMBRIDGESHIRE, 1931.**





**A CHINESE DENTIST WHO WORKS OUTDOORS DISPLAYS HIS INSTRUMENTS AND PULLED TEETH ON THE TABLE, CIRCA 1950.**

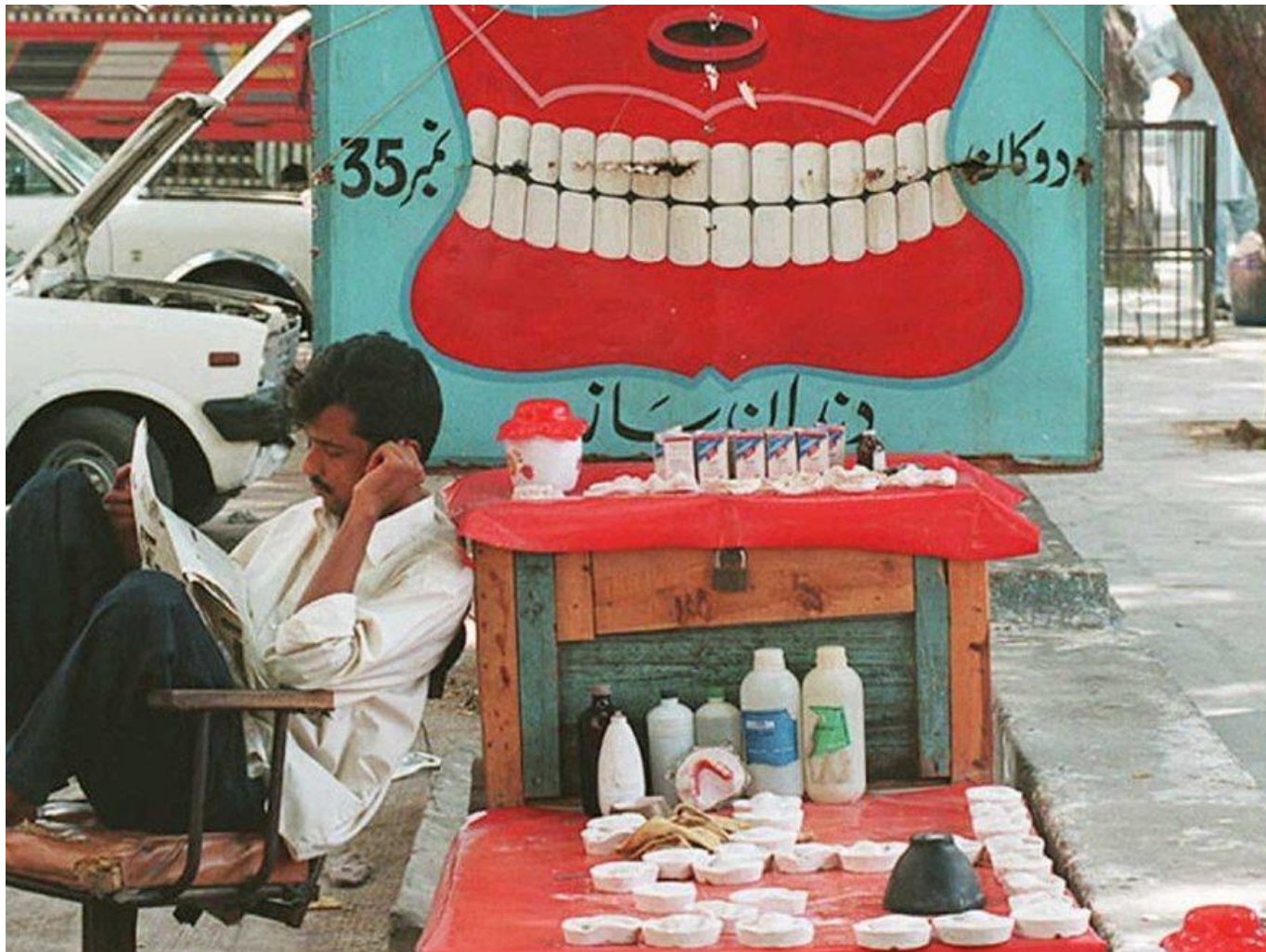


**THE FIRST DENTAL X-RAY WAS TAKEN BY C EDMOND KELLS IN 1896. BY THE MID-20TH CENTURY, X-RAY MACHINES WERE IN COMMON USE BY DENTISTS.**





# A ROADSIDE DENTIST READS A NEWSPAPER IN KARACHI



**NEW TECHNOLOGY: LASER IS NOW USED FOR THE TREATMENT OF PERIODONTAL DISEASES.**

