



# Homemade Window Cleaner





# Aim



The aim of the project was to demonstrate that we can make effective tool at home.

# The given work is devoted to these questions:

- Stain and oil cannot be effectively cleaned with water alone. It is well known that oil does not mix well with water.
- Under which set of conditions are soaps preferable to detergents?

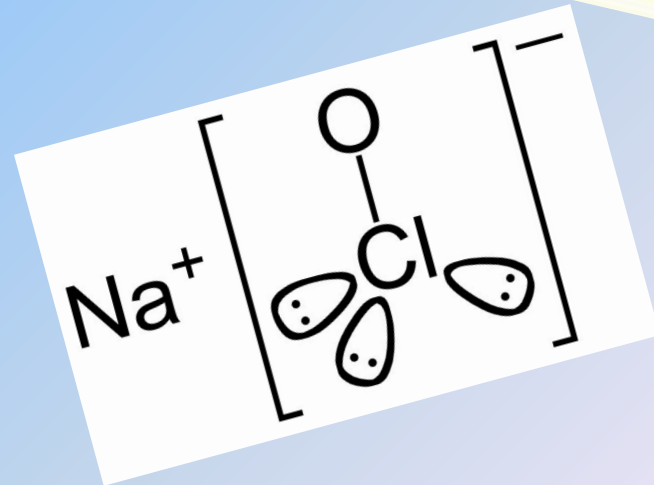
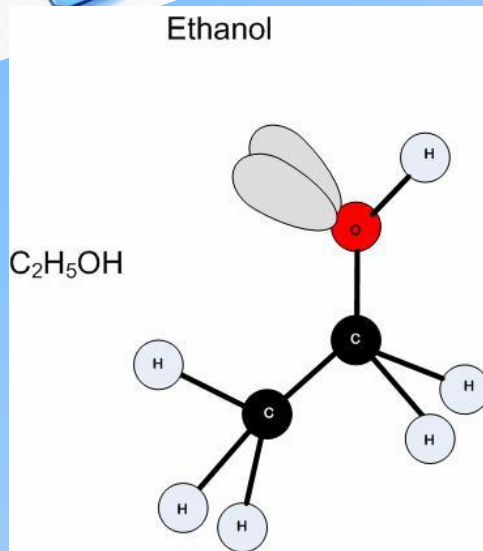
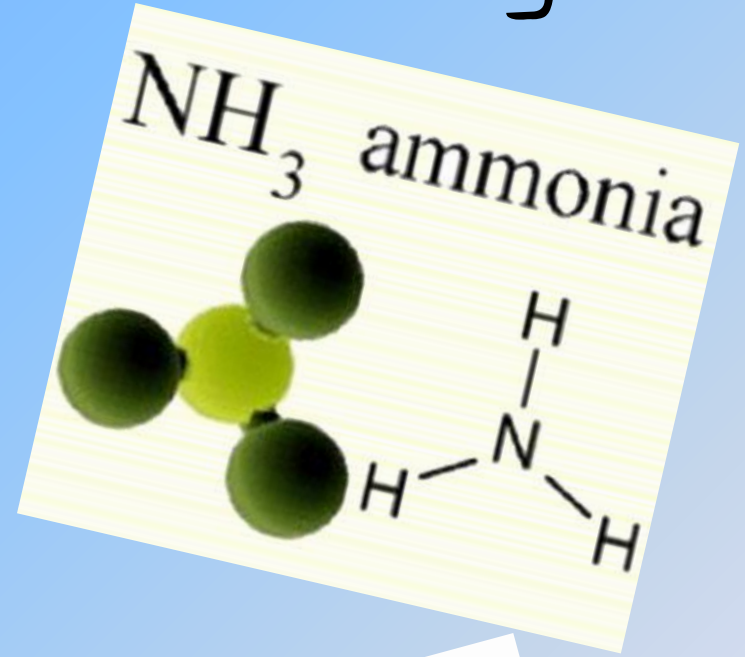


# The way we'll do our research

- we'll study literature and useful information on our problem;
- we'll work out a plan of our actions;
- we'll analyze the results;
- we'll calculate the cost of ingredients
- we'll draw our conclusion
- we'll have an advertisement




# Structure of our detergent



# Preparation

1. We mixed a half liter bottle of water and alcohol thoroughly
2. Then we add two spoons of ammonia and soda.

Detergent is ready!

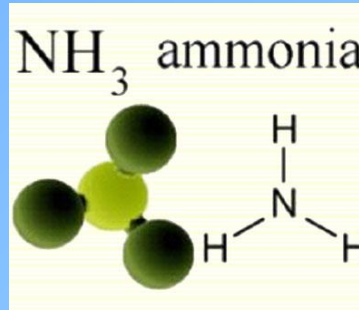


## Other detergents

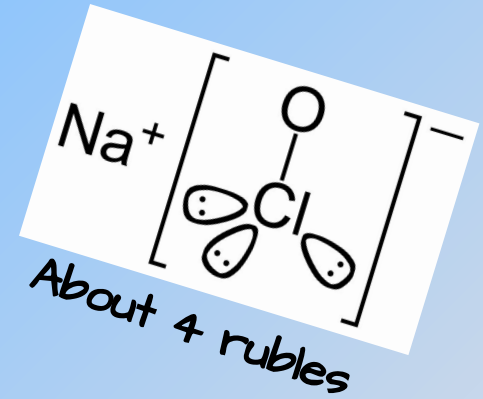
- produced using various additives, flavorings, dyes
- harmful to the skin of our hands and also for the nature
- It's cost about 100 rubles!!!
- Made from natural materials
- Safe to use
- It's cheap!

The cost of our detergent

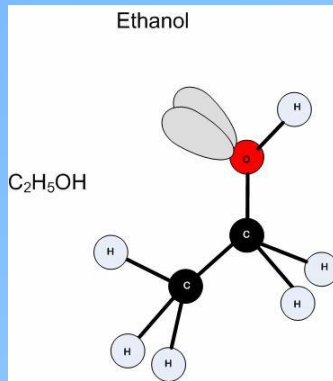
# The cost



About 3 rubles



About 4 rubles



About 6 rubles

Total: a half-liter  
bottle of our  
detergent cost 23  
rubles