

Что такое



ментальная

арифметика?



*Здравствуйте, ребята !
Меня зовут Андрей. Мы с Вами вместе
будем изучать ментальную арифметику.*

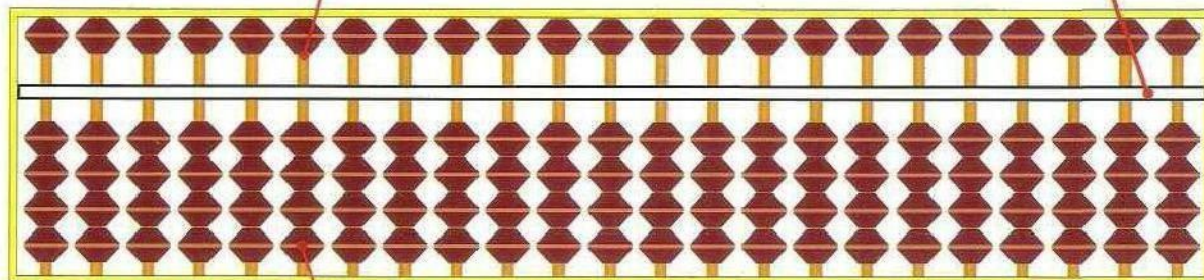


Давайте познакомимся с Абакусом



*верхний ряд бусинок
(значение: 5)*

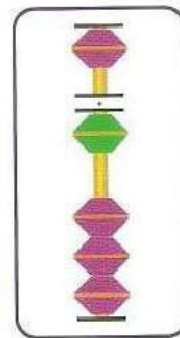

*расчетная
линейка*



*нижний ряд бусинок
(значение: 1)*



Изучим цифры на Абакусе





Изучим цифры на Абакусе

The box contains four distinct educational components:

- Left:** An illustration of two yellow kangaroos, one larger than the other, both wearing small white goggles.
- Middle-Left:** A large black number '2' with red arrows and a '1' indicating the starting point and direction of the stroke.
- Middle-Right:** A dashed black number '2' for tracing practice.
- Right:** An abacus with a vertical wooden rod and four colorful beads (purple, green, green, purple) on it.

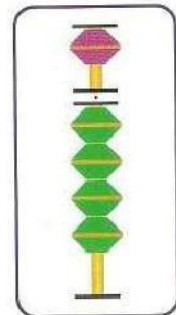

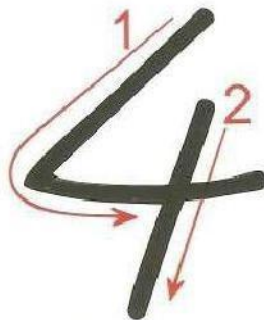
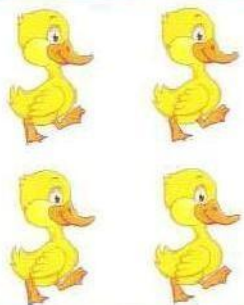


Изучим цифры на Абакусе

A horizontal rectangular box containing four educational elements for the number 3: 1. Three cartoon fish (two orange and black striped, one yellow and black striped). 2. A large black number 3 with red arrows and the number '1' indicating the starting point and direction of the stroke. 3. A dashed black number 3 for tracing. 4. An abacus with a vertical rod and five beads: two purple beads at the top and bottom, and three green beads in the middle.



Изучим цифры на Абакусе






Изучим цифры на Абакусе

The central box contains five educational elements: five green frogs, a solid black number 5 with stroke order arrows and numbers 1 and 2, a dashed number 5 for tracing, and a vertical abacus with one green bead and four purple beads.

Кинезеологическое упражнение *Колечко1*



*До свидания, ребята!
До новых встреч!*

