


*Тема урока:*

*Операционная система.  
Классификация  
операционных систем.*



# Операционная система -

*это совокупность программ, которые предназначены для управления компьютером и вычислительными процессами, а также для организации взаимодействия пользователя с аппаратурой.*



# Командный интерфейс

Displays a list of files and subdirectories in a directory.

```
DIR [drive:][path][filename] [/P] [/W] [/A[:attributes]] [/O[:sortord]]  
  [/S] [/D] [/L] [/C[H]]
```

[drive:][path][filename] Specifies drive, directory, and/or files to list.

/P Pauses after each screenful of information.

/W Uses wide list format.

/A Displays files with specified attributes.

attributes D Directories R Read only files H Hidden files  
S System files A Files ready to archive - Prefix meaning "not"

/O List by files in sorted order.

sortord N By name (alphabetic) S By size (smallest first)

E By extension (alphabetic) D By date & time (earliest first)

G Group directories first - Prefix to reverse order

C By compression ratio (smallest first)

/S Displays files in specified directory and all subdirectories.

/B Uses bare format (no heading information or summary).

/L Uses lowercase.

/C[H] Displays file compression ratio; /CH uses host allocation unit size.

Switches may be preset in the DIRCMD environment variable. Override preset switches by prefixing any switch with - (hyphen)--for example, /-W.

C:\>\_

# Графический (оконный) интерфейс



# Однозадачные ОС

The screenshot shows the MS-DOS File Manager interface. At the top, there is a menu bar with options: Plik(i), Dysk, Pomoc, Panel, Utworz, Podstawowe, Widok, and the time 19:13:42. Below the menu bar is a menu with the following items:

- 0 programie
- Odsuń widok
- Odsuń ekran
- Lapacz ekranu Shift-Alt-Ins
- Ekran użytkownika Alt-F5
- Ekran programu Ctrl-0
- Notes SmartPad(TM) Alt-Q
- Włącz/Wyłącz kiosk
- Tryb video EGA/VGA Shift-F10
- Tryb video #1 Alt-F10
- Tryb video #2 Ctrl-F10
- Gra Alt-F9

The main window displays a directory listing with the following columns: Czas, Nazwa, Rozmiar, Data, and Na. The listing shows the following files and directories:

Czas	Nazwa	Rozmiar	Data	Na	
15:20	..	NadKatalog	14-02-02	dn	
3:13	COLORS	PodKatalog	14-02-02	dn	
3:14	SSAVERS	PodKatalog	14-02-02	dn	
3:14	XLT	PodKatalog	14-02-02	dn	
7:42	bsa	zip	76,740	24-01-02	dn
0:51	dn	arh	870	16-02-02	dn-ui
3:05	dn	bmp	2,814	18-02-02	dnhel
4:06	dn	cfg	3,196	15-02-02	dnpl-
4:33	dn	con	1,778	19-04-99	dnpl-
5:53	dn	dlg	60,221	16-02-02	dnpl-
0:26	dn	doc	172,771	8-07-97	dnpl-
7:46	dn	dsk	1,400	18-02-02	dosqu
1:50	dn	edt	92	8-04-97	file_
1:50	dn	ext	2,393	8-04-97	overv
9:07	dn	flg	1	18-02-02	overv
1:50	dn	hgl	5,095	8-04-97	readh
19:04	dn	his	1,115	18-02-02	
4:53	dn	hlp	110,253	14-02-02	
1:50	dn	ico	766	8-04-97	
15:53	dn	lng	17,519	16-02-02	
20:05	dn	mnu	1,505	16-02-02	

At the bottom of the window, there are two summary lines:

.. NadKatalog 14-02-02 15:20 Brak zaznaczonych plików 2,147,155K bajtów wolnych na D:  
[ A C D E F H I \* ]

.. NadKatalog 14-02-02 15:20 Brak zaznaczonych plików 2,147,155K bajtów wolnych na D:  
[ A C D E F H I \* ]

The command prompt at the bottom left shows the path D:\DN\2>

# MS DOS


# Многозадачные ОС



WINDOWS

UNIX


# Операционные системы



**Однопользовательские**



**Многопользовательские**





# *История операционной системы WINDOWS*

