

Brand / Indication	Country	Brand Manager Contact	QAP Agency Contact
Abbott	Developing Countries		
CLM Presentation Name	Presentation repository	Design manager contact	Responsible developers lead contact
Portfolio Template			
OS to support	Design link	Dates of deliveries	
Android, iOS based on eWizard conversion abilities		Alpha: <Date> Beta: <Date> Master: <05.06.15>	
	e-Wizard production account		

# ***Presentation structure***

Home





Targeting



Actualization



→ Transition by swipe

CLM Presentation Name	Chapter	Slide name	Presentation structure ID	monitoring	mapping
	Home	Home page	1.0	-	
<div>  </div>				<b>Functionality:</b>  When we enter the presentation, the title appears from the right side.	
				<b>References:</b>  none	
				<b>Design:</b>  none	
<div> <div> <input checked="" type="radio"/> Home               <input type="radio"/> Argumentation               <input type="radio"/> Targeting               <input type="radio"/> Actualization             </div> <div>  </div> </div>					

CLM Presentation Name	Chapter	Slide name	Presentation structure ID	monitoring	mapping
	Targeting	Slider	3.0	-	

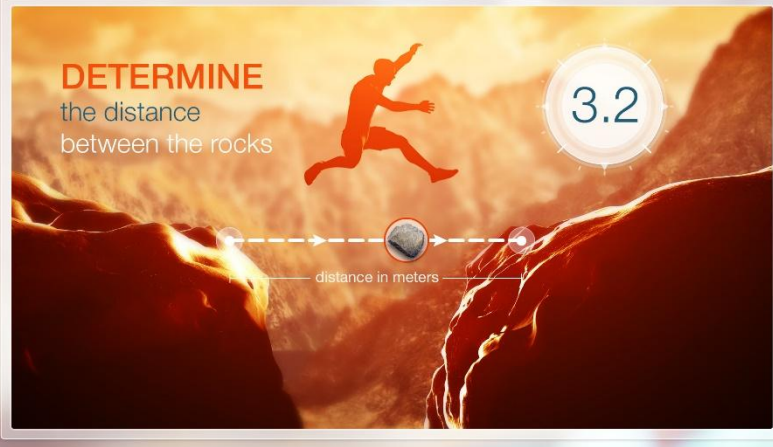
Slide Header



1. Lorem ipsum dolor sit amet, consectetur adipiscing elit, sed do eiusmod tempor incididunt ut labore et dolore magna aliqua.

☐ Home
 ☐ Argumentation
 ☒ Targeting
 ☐ Actualization

Slide Header



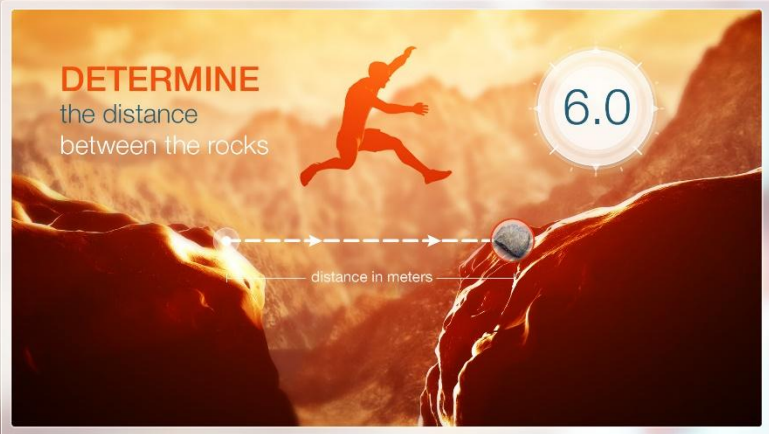
1. Lorem ipsum dolor sit amet, consectetur adipiscing elit, sed do eiusmod tempor incididunt ut labore et dolore magna aliqua.

☐ Home
 ☐ Argumentation
 ☒ Targeting
 ☐ Actualization

Functionality:

On this slide a doctor can choose a number of potential patients, using a slider. We can ask for example” How many patients visit him with particular disease?” When moving a slider to the right with a finger, the number increases.

Slide Header



1. Lorem ipsum dolor sit amet, consectetur adipiscing elit, sed do eiusmod tempor incididunt ut labore et dolore magna aliqua.

☐ Home
 ☐ Argumentation
 ☒ Targeting
 ☐ Actualization

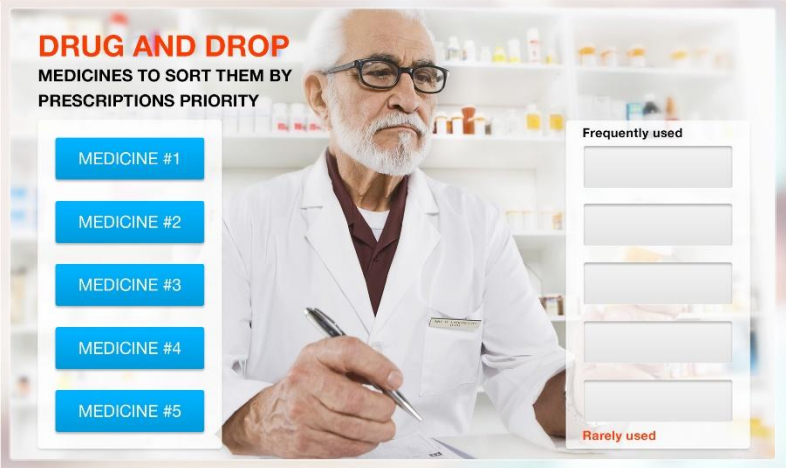

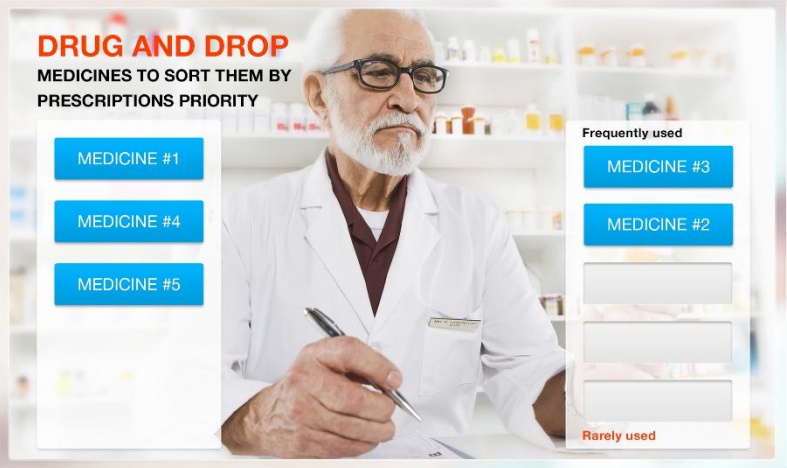

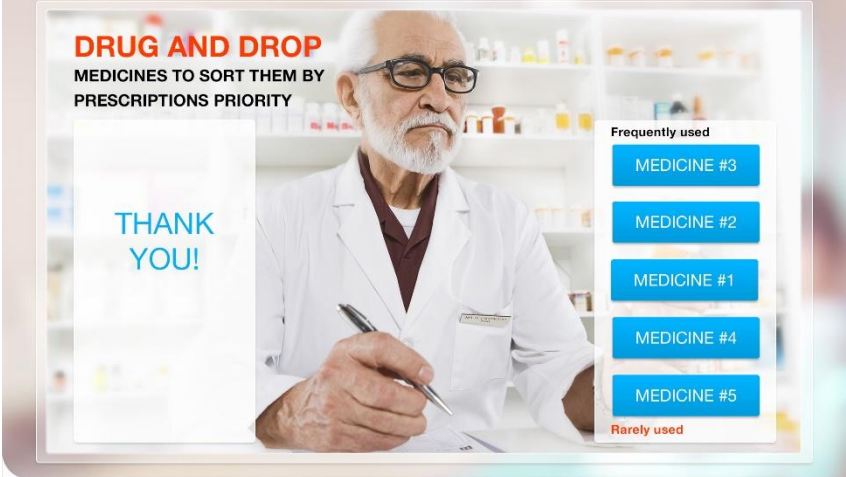

References:

none

Design:

none



CLM Presentation Name	Chapter	Slide name	Presentation structure ID	monitoring	mapping
	Targeting	Draggable	3.1	-	
<div>Slide Header</div> <div>  </div> <div> <input type="radio"/> Home         <input type="radio"/> Argumentation         <input checked="" type="radio"/> Targeting         <input type="radio"/> Actualization          </div>				<div>Slide Header</div> <div>  </div> <div> <input type="radio"/> Home         <input type="radio"/> Argumentation         <input checked="" type="radio"/> Targeting         <input type="radio"/> Actualization          </div>	
<div>Slide Header</div> <div>  </div> <div> <input type="radio"/> Home         <input type="radio"/> Argumentation         <input checked="" type="radio"/> Targeting         <input type="radio"/> Actualization          </div>				<div>Functionality:</div> <p>On this slide we can find out what medicine does the doctor prescribe more often. On the left side there is a list of medicines, with a help of a finger a doctor can move the medicine to the most suitable place, putting them in the necessary order. On the top there will be a medicine which is frequently prescribed, on the button will be one which is prescribed the least often.</p> <div>References:</div> <p>none</p> <div>Design:</div> <p>none</p>	

CLM Presentation Name	Chapter	Slide name	Presentation structure ID	monitoring	mapping
	Actualization	Cover flow	4.1	-	

Slide Header



Description:

Lorem ipsum dolor sit amet, consectetur adipisicing elit, sed do eiusmod tempor incididunt ut labore et dolore magna aliqua. Ut enim ad minim veniam, quis nostrud exercitation ullamco laboris nisi ut aliquip ex ea commodo consequat.

Functionality:

On this slide there is a gallery with images and their descriptions. When we skim the pictures, appropriate description below it appears.

References:

none

Design:

none

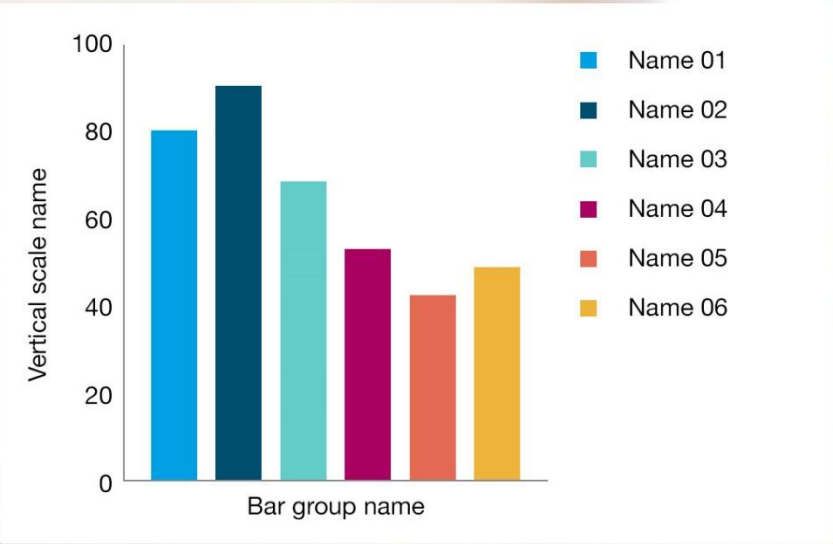
CLM Presentation Name	Chapter	Slide name	Presentation structure ID	monitoring	mapping
	Actualization	Chart	4.2	-	

# Slide Header



Lorem ipsum dolor sit amet, consectetur adipisicing elit, sed do eiusmod tempor

Lorem ipsum dolor sit amet, consectetur adipisicing elit, sed do eiusmod tempor



Lorem ipsum dolor sit amet, consectetur adipisicing elit, sed



## Functionality:

When we enter this slide a graph appears, bars grow one by one.  
As a conclusion text and image on the right show up.

## References:

none

## Design:

none

1. Lorem ipsum dolor sit amet, consectetur adipisicing elit, sed do eiusmod tempor incididunt ut labore et dolore magna aliqua.