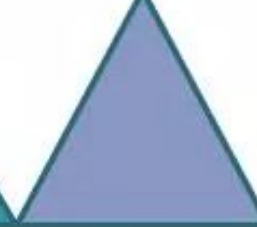


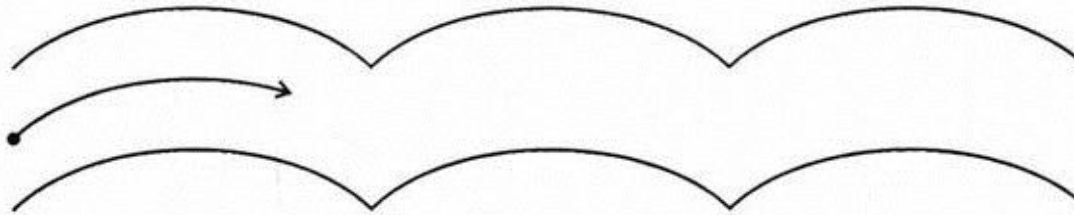

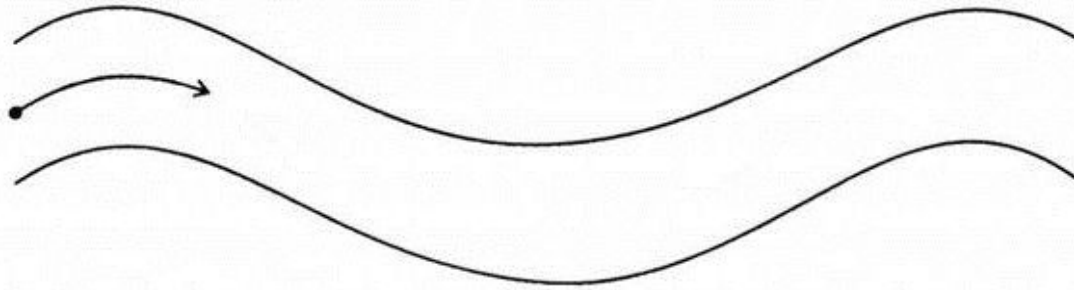



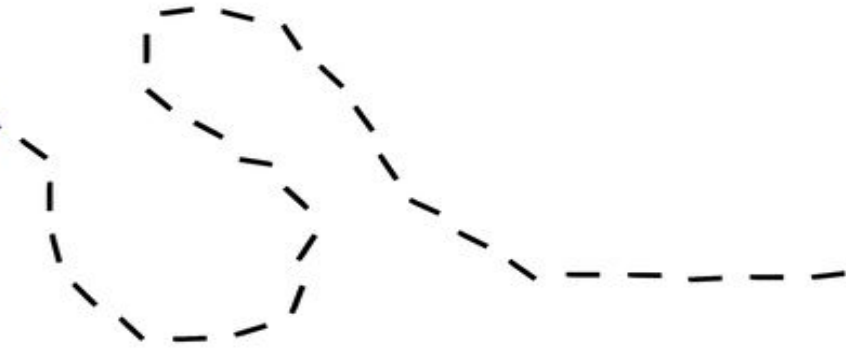
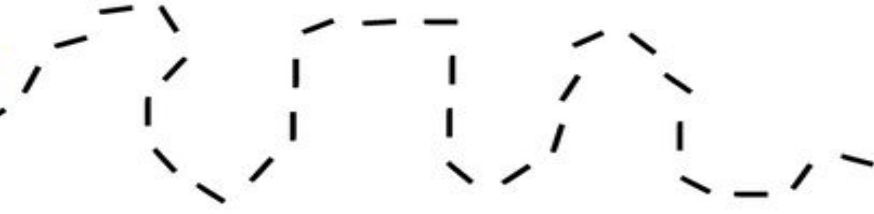
# Модель сказки «Репка» по условным заместителям


Вариант №1 «Из разные геометрических фигур»













5 5 6 1 6  
6 4 3 2 4 5  
5 2

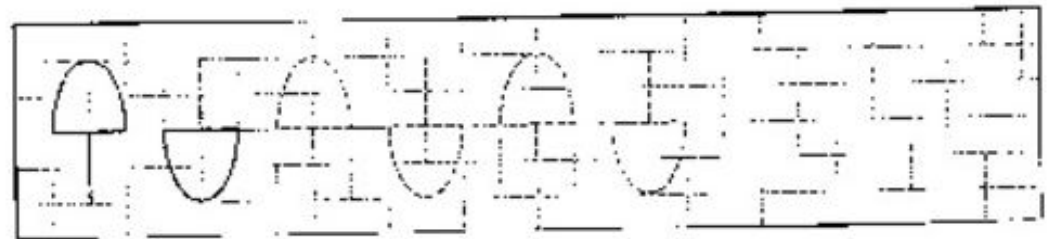

5 5 6 1 6  
6 4 3 2 4 5  
5 2




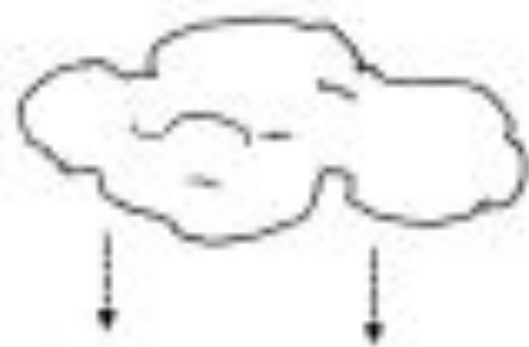

6

5 8 6 1 9 0 5 4 3 3 7 9 3 7 2 6 4 8 2 0  
8 6 1 9 0 5 4 3 3 7 9 3 7 2 6 4 8 2 0  
0 3 2 5 6 7 1 0 6 4 0 6 1 5 3 3  
1 2 2 9 4 2 8 5 9 7 1 8 5 2 7 5  
4 1 9 4 3 2 0 2 3 2 1 5 6 1

# Посадил дед репку







✿ Дорисуй репку. Вспомни всех героев сказки «Репка».

